

FAREHAM
BOROUGH COUNCIL

ESTIMATES

2020/21

ANDREW WANNELL CPFA

DEPUTY CHIEF EXECUTIVE OFFICER

APRIL 2020

FAREHAM BOROUGH COUNCIL

ESTIMATE OF EXPENDITURE AND INCOME FOR THE COUNCIL TAX 2020/21

CONTENTS

PAGE	DESCRIPTION
3 - 4	Introduction
5 - 6	Estimate of Expenditure and Income for the Council Tax 2020/21
	<u>Committee Revenue Estimates</u>
7 - 9	Licensing and Regulatory Affairs Committee Planning Committee
10 - 11	Planning Committee
	<u>Portfolio Revenue Estimates</u>
12 - 13	Leisure and Community
14 - 16	Housing
17 - 19	Planning and Development
20 - 23	Policy and Resources
24 - 28	Health and Public Protection
29 - 32	Streetscene
33 – 38	<u>Housing Revenue Account</u>
	<u>Capital Programme</u>
39	General Fund
43	Housing Revenue Account

INTRODUCTION

ALL ABOUT US

Where is Fareham?

Fareham is located in an area of some 30 square miles along the south coast of Hampshire between Portsmouth and Southampton with a population of 116,000.

With the town at its centre, the Borough covers the wards of Fareham, Portchester, Stubbington, Hill Head, Titchfield, Park Gate, Warsash, Locks Heath and Sarisbury.



Fareham's origins go back to a small settlement that was developed before Roman times around a crossing point of the River Wallington, close to the top of the present day High Street. The Romans came to the area in about AD43 and built a large fortress at Portchester, to shelter their garrison and defend Portsmouth Harbour (its ruins can still be seen).



What Does The Council Do?

Fareham Borough Council's aim is to make Fareham a prosperous, safe and attractive place to live and work by promoting economic, social and environmental well-being and sustaining the quality of life that Fareham residents have come to enjoy.

The Chief Executive Officer is responsible for the overall co-ordination and management of Fareham Borough Council's services. He is supported by four departments which all carry out a wide range of services. The majority of the departments are located in the Civic Offices, at the heart of the town centre.

Political Issues

The Council is currently made up of 31 councillors. The Borough is divided into 15 wards and there are 2 councillors representing each of them, except Portchester East which has 3 councillors as it has a larger population.

Each councillor is elected for a 4 year term of office. Elections are held every two years, with one half of the Council seats elected each time. There are currently three political groups within Fareham Borough Council; Conservative, Liberal Democrats and an Independent Group.

Financial Management

Fareham has a long history of prudent financial management which has been the subject of favourable comments from the Council's external auditors over many years.

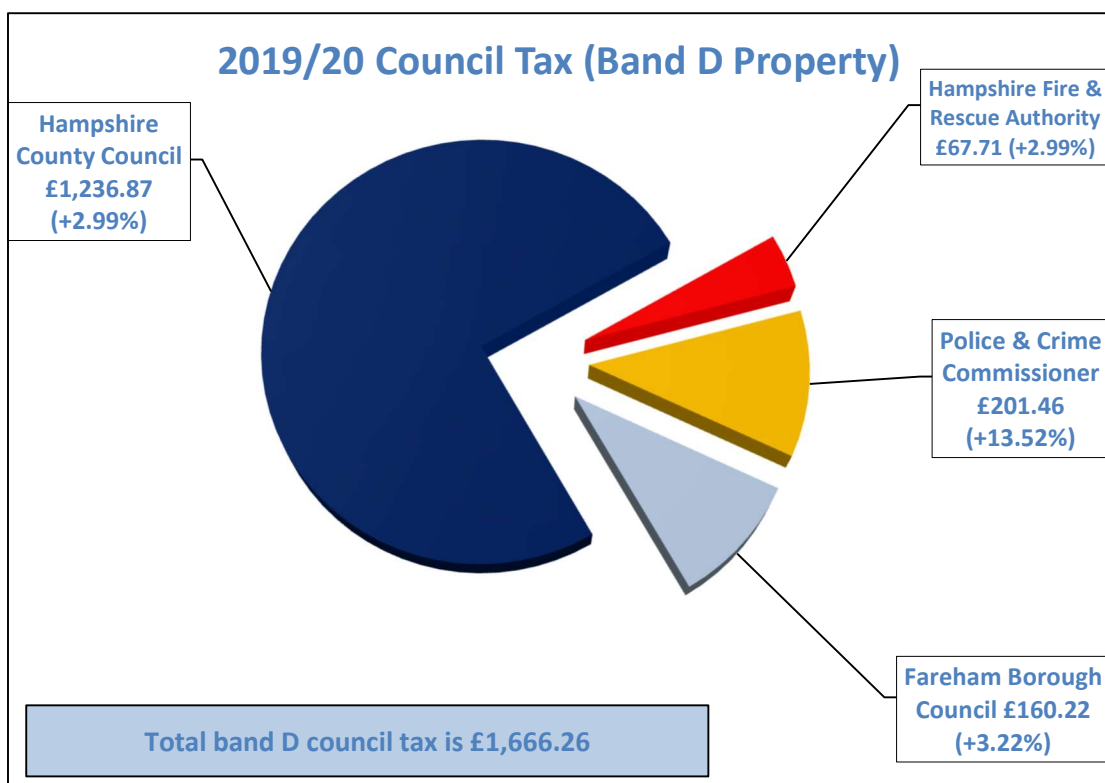
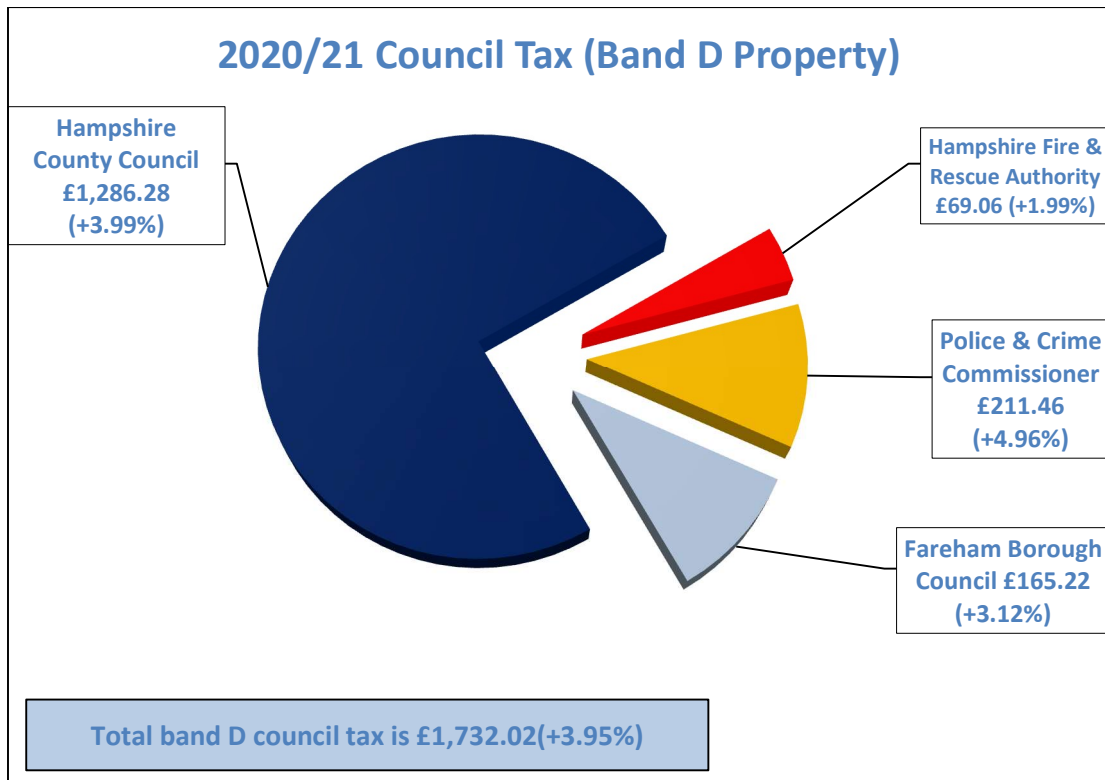
The main focus is the Council's medium term finance strategy. The overall objective is to structure and manage the Council's financial resources to ensure that they match and support the direction of the Council's Corporate objectives while at the same time the strategy must ensure that the requirement to set a balanced budget is fully met and that the Council is able to respond to year-on-year changes and short-term service delivery issues.

This can be difficult to achieve when faced with changes to government funding, an increasing population, increasing aspirations of residents, and more recently the turbulent economic conditions in which the Council operates.

Most importantly though, there are a number of fundamental principles that are followed by the Council and which form the basis of the finance strategy and which are key to the Council's approach to financial management.

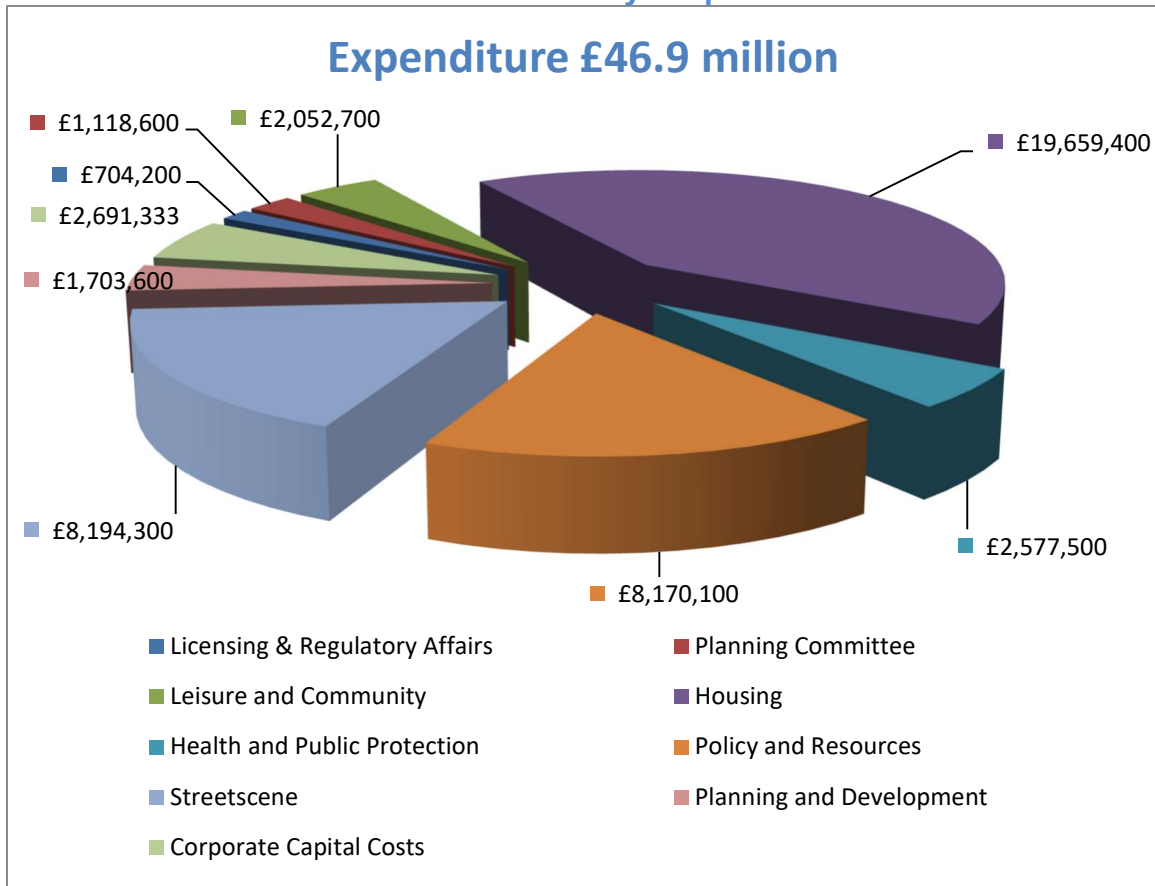
The following pages set out the Council's budgets for the financial year 2020/21 which have led to setting a Band D council tax of £165.22 which has been increased in line with Government expectations.

ESTIMATE OF EXPENDITURE AND INCOME FOR THE COUNCIL TAX 2020/21

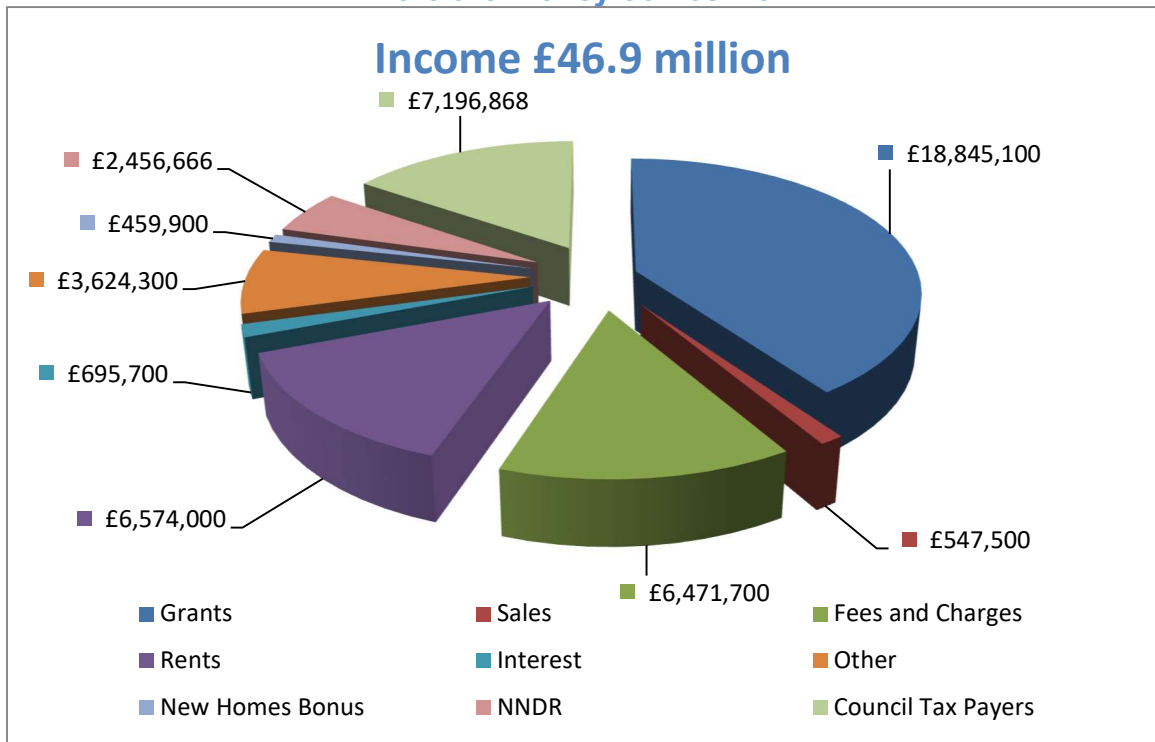


ESTIMATE OF EXPENDITURE AND INCOME FOR THE COUNCIL TAX 2020/21

Where the money is spent?



Where the money comes from?



LICENSING AND REGULATORY AFFAIRS COMMITTEE

ESTIMATE OF EXPENDITURE AND INCOME FOR THE COUNCIL TAX 2020/21

	Base Estimate 2019/20 £	Revised Estimate 2019/20 £	Base Estimate 2020/21 £
Hackney Carriage & Private Hire Vehicles	2,700	2,700	3,300
Licensing	-39,900	-39,900	-39,300
Health & Safety	146,700	146,800	147,900
Election Services	407,300	407,700	408,600
NET EXPENDITURE	516,800	517,300	520,500

HACKNEY CARRIAGE & PRIVATE HIRE VEHICLES – 2020/21 BUDGET £3,300

Budget Manager - Head of Environmental Health

Description of Service

- The vehicle operators and the individual drivers are licensed following a series of checks (which include a criminal records check in the case of drivers). Fees are charged for these licenses.
- Each vehicle is inspected at the time of licensing. Other checks are made to verify mechanical condition and insurance provision.
- The Council licensing standards are enforced and this includes the testing, checking and sealing of the meters installed in the vehicles.
- Complaints are investigated usually in co-operation with the local Police and regular enforcement checks are carried out.
- The Licensing and Regulatory Affairs Committee recommends to the Executive the level of taxi fares subject to advertisement and consideration of objections.

LICENSING – 2020/21 BUDGET -£39,300

Budget Manager - Head of Environmental Health

Description of Service

The service is provided to ensure public safety and the maintenance of animal welfare through the licensing of relevant activities to ensure that they are undertaken in accordance with their licence conditions.

In addition the Council are the Licensing Authority under the Licensing Act 2003. The Act replaced previous licensing regimes concerning the sale of alcohol, public entertainment, theatres, cinemas and late night refreshment with a unified system of regulation. The Council deals with applications for premises and personal licences. The Act requires that the Council carries out its various licensing functions so as to promote the following four licensing objectives:

- The prevention of crime and disorder

- Public Safety
- The prevention of public nuisance
- The protection of children from harm

The service also deals with applications under the Gambling Act 2005 for certain gambling activities that are regulated.

HEALTH AND SAFETY – 2020/21 BUDGET £147,900

Budget Manager - Head of Environmental Health

Description of Service

The Local Authority has a duty under the Health and Safety at Work etc Act 1974 to make adequate arrangements for the enforcement within their area of all relevant health and safety statutory provisions as described by prevailing "enforcing authority" regulations. The provision of this service is to be in accordance with all relevant legal requirements, all guidance notes and codes of practice issued by the Health and Safety Executive and with Council Policy. The service is both pro-active and reactive as circumstances necessitate, meeting the demands of the customer and the Borough Council.

Out of hours inspections are occasionally carried out to assess conditions during actual hours of operation.

Inspections of premises are risk based in accordance with the guidance issued by the Health & Safety Executive.

ELECTIONS SERVICES - 2020/21 BUDGET £408,600

Budget Manager – Head of Democratic Services

Description of Service

Elections services include the following:

- (a) Ensuring that every eligible resident is registered to vote by:
 - Undertaking an annual audit and canvass of electors to verify elector details prior to publishing new registers of electors on 1 December or other date as specified by the Secretary of State;
 - Maintaining rolling registration of electors throughout the remainder of the year and maintaining the associated lists required by statute;
- (b) Ensuring that every eligible resident is enabled to participate fully in the democratic process by:
 - Conducting Local Government, Parliamentary and European Parliamentary elections, referendums and other ballots as required.
 - Undertaking a review of polling districts and places every four years to ensure that voting arrangements are convenient and accessible
- (c) Undertaking ballots associated with business improvement districts

- (d) Undertaking periodic reviews of electoral arrangements to achieve or maintain equality of representation and community governance reviews
- (e) Participating in occasional reviews of boundaries of constituencies and the administrative area.

PLANNING COMMITTEE

ESTIMATE OF EXPENDITURE AND INCOME FOR THE COUNCIL TAX 2020/21

	Base Estimate 2019/20 £	Revised Estimate 2019/20 £	Base Estimate 2020/21 £
Planning Advice	243,300	235,700	215,400
Planning Enforcement	126,000	125,400	127,300
Planning Appeals	56,400	56,300	57,000
Processing Applications	60,000	249,500	72,900
NET EXPENDITURE	565,100	597,800	485,700

PROCESSING APPLICATIONS – 2020/21 BUDGET £72,900

Budget Manager – Head of Development Management

Description of Service

To determine applications cost effectively in accordance with statutory requirements and the Council's policies and guidelines:-

- To protect the quality of the Borough's environment;
- To protect those living and working in the Borough from adverse effects of development;
- To protect individual members of the community from inappropriate or unacceptable development;
- To contribute to the achievement of the Council's adopted planning policies and benefit the community as a whole.

PLANNING ADVICE – 2020/21 BUDGET £215,400

Budget Manager – Head of Development Management

Description of Service

To improve the quality of development in the Borough in accordance with government advice, by advising people about the merits of their proposals before applications are submitted:-

- To protect the quality of the Borough's environment;
- To protect those living and working in the Borough from adverse effects of development;
- To protect individual members of the community from inappropriate or unacceptable development;
- To contribute to the achievement of the Council's adopted planning policies and benefit the community as a whole .

ENFORCEMENT OF PLANNING CONTROL - 2020/21 BUDGET £127,300

Budget Manager – Head of Development Management

Description of Service

Protect the quality of the Borough's environment by ensuring the planning control process is effective in promoting the Council's planning policies:-

- To protect those living and working in the Borough from adverse effects of development
- To help protect individual members of the community from inappropriate or unacceptable development
- To benefit the community as a whole
- To maintain the Council's standards by monitoring random development sites.

APPEALS – 2020/21 BUDGET £57,000

Budget Manager – Head of Development Management

Description of Service

To defend the Council's decisions and broader policies in the public interest:-

- By putting the Council's case at appeals relating to development within Fareham or adjoining Districts when the Council considers it will have an adverse impact on the Borough;
- Protect those living and working in the Borough from adverse effects of development;
- Protect individual members of the community from inappropriate or unacceptable development;
- Contribute to the achievement of the Council's adopted planning policies.

LEISURE AND COMMUNITY PORTFOLIO

ESTIMATE OF EXPENDITURE AND INCOME FOR THE COUNCIL TAX 2020/21

	Base Estimate 2019/20 £	Revised Estimate 2019/20 £	Base Estimate 2020/21 £
Community Grants	323,200	392,400	292,400
Community Development	167,700	221,500	220,700
Town Centre Events	23,700	23,400	36,000
Ferneham Hall	444,400	328,400	215,600
Fareham Leisure Centre	527,500	-113,900	472,500
Holly Hill Leisure Centre	-65,500	-247,200	-75,200
Community Centres	271,500	153,600	267,500
Westbury Manor Museum	0,000	0,700	0,700
NET EXPENDITURE	1,692,500	758,900	1,430,200

COMMUNITY GRANTS – 2020/21 BUDGET £292,400

Budget Manager – Director of Leisure and Community

Description of Service

The financial support to voluntary and community organisations to include;

- General grants to community groups via applications for community funding and youth activity funding
- SLA's with Citizens Advice Fareham, One Community, Relate Solent and Community First Wessex

COMMUNITY DEVELOPMENT – 2020/21 BUDGET £220,700

Budget Manager – Director of Leisure and Community

Description of Service

The Council provides advice and support to local community groups and associations and is the strategic lead in the Fareham Park Gateway Project. The aim of the service is to be responsive to the needs and concerns of local residents, working in partnership with local statutory and voluntary organisations including, Children's Young Persons Partnership, Community Action Fareham, Citizens Advice Bureau and Relate.

FERNEHAM HALL – 2020/21 BUDGET £215,600

Budget Manager – Director of Leisure and Community

Description of Service

Ferneham Hall is a 732 seat multi-purpose arts and entertainments venue offering a varied programme of concerts, shows an annual family pantomime and light entertainment. The Hall provides a civic venue for ceremonial purposes and elections.

FAREHAM LEISURE CENTRE – 2020/21 BUDGET £472,500

Budget Manager – Director of Leisure and Community

Description of Service

Everyone Active have been managing and operating Fareham Leisure Centre since May 2005. The Leisure Centre provides a wide range of facilities, services and activities, including, a gym, group exercise studio, 25-metre main pool, teaching pool, a multi-use sports hall, 2 squash courts, 2 outdoor tennis courts and creche.

HOLLY HILL LEISURE CENTRE – 2020/21 BUDGET -£75,200

Budget Manager – Director of Leisure and Community

Description of Service

Everyone Active manage and operate the Holly Hill Leisure Centre on the Council's behalf. The centre opened in October 2016. Facilities include a 25-metre swimming pool, a learner pool, dance studio, a gym and exercise room.

COMMUNITY & YOUTH CENTRES – 2020/21 BUDGET £267,500

Budget Manager – Director of Leisure and Community

Description of Service

There are 12 community centres and 3 youth centres located across the Borough. The majority are owned by Fareham Borough Council but leased and managed by local community associations.

WESTBURY MANOR MUSEUM – 2020/21 BUDGET £0,700

Budget Manager – Director of Leisure and Community

Description of Service

Westbury Manor Museum is managed and operated by Hampshire Cultural Trust. The Council entered into a 10-year management agreement in July 2017.

HOUSING PORTFOLIO

ESTIMATE OF EXPENDITURE AND INCOME FOR THE COUNCIL TAX 2020/21

	Base Estimate 2019/20 £	Revised Estimate 2019/20 £	Base Estimate 2020/21 £
Housing Grants and Home Improvements	38,500	37,900	16,800
Housing Options	22,900	22,600	48,000
Homelessness	455,200	378,400	470,300
Housing Advice	421,000	420,700	443,800
Housing Strategy	212,000	203,500	196,000
Housing Benefit Payments	-114,100	-121,100	-121,100
Housing Benefit Administration	464,100	396,800	470,000
Local Land Charges	-122,600	-33,000	-28,700
Home Energy Conservation	4,300	4,200	0,500
NET EXPENDITURE	1,318,300	1,310,000	1,381,300

HOUSING GRANTS AND HOME IMPROVEMENTS – 2020/21 BUDGET £16,800

Budget Manager – Head of Environmental Health

Description of Service

- Administration of Disabled Facilities Grants and Home Improvement Loans
- Reactive service to complaints of disrepair and or overcrowding etc in privately owned accommodation
- Use of enforcement action to improve housing conditions in the private sector (owner occupied and or privately rented accommodation)
- To annually inspect all licensed caravan sites and issue new licences where necessary
- To ensure overcrowding in properties does not exceed statutory levels
- Encouraging owners of empty properties to bring them back into use
- Provision of a Handy person and Homecheck Service

WELFARE SERVICES – PRIVATE SECTOR ALARMS – 2020/21 BUDGET - £31,100

Budget Manager – Head of Housing and Benefits

Description of Service

This service provides an emergency call system to support vulnerable people living in private sector accommodation, and allows them to stay in their own homes.

The Council has installed a limited number of alarms in non-council owned homes, and is responsible for their maintenance and monitoring via Chichester Community Alarm. Following legislative changes, the Council aims to increase the number of social alarms in the Private sector to meet demand.

HOUSING BENEFITS PAYMENTS & ADMINISTRATION – 2020/21 BUDGET £349,000

Budget Manager – Head of Housing and Benefits

Description of Service

The Housing Benefit Service administers the assessment and payment of Housing Benefit to assist claimants on low incomes with their housing costs in respect of Housing Revenue Account Housing Benefit and Private Sector Housing Benefit

The Council has determined that whilst the national scheme allows for the first £10 of any war widows or war disability pension should be disregarded from the applicant's income, the whole of such pensions should be disregarded in Fareham.

HOMELESSNESS – 2020/21 BUDGET £470,300

Budget Manager – Head of Housing and Benefits

Description of Service

- Prepare and implement a Homelessness strategy.
- Provide housing options advice – offering a range of solutions for applicants who are homeless or threatened with homelessness.
- Receive and investigate homelessness applications, issue decisions, and conduct reviews.
- Provide welfare benefits advice
- Secure and provide temporary accommodation.
- Secure and provide suitable settled accommodation.
- Make arrangements for the protection of personal property.
- Investigate harassment and illegal eviction.
- Liaise with Health, Social Services & Voluntary Housing Organisations
- Maintain a Housing Register
- Publish and maintain Housing Allocations Policy

HOUSING ADVICE – 2020/21 BUDGET £443,800

Budget Manager – Head of Housing and Benefits

Description of Service

The Housing Act 1996 makes the delivery of a free to the user, housing advice service a statutory obligation. The service is a preventative one and makes use of an appointment system and a “drop in” service for clients. The service works with a range of statutory, voluntary agencies as well as private landlords and Housing

Associations to offer a wide range of housing advice options for anyone in the community with a housing problem. The Housing Department also provides a housing register service which is used to control the allocation of social housing in Fareham.

HOUSING STRATEGY – 2020/21 BUDGET £196,000

Budget Manager – Head of Housing and Benefits

Description of Service

- To research housing need
- To research local housing conditions
- To understand the local housing market
- To prepare a strategic housing plan which identifies the priorities for action, the available resources and sets realistic objectives for working towards a balanced housing market.
- To understand and respond to national and sub-regional housing priorities.
- The strategy sets the direction for the future of the service and has a direct influence on the Council's ability to attract external funding for the service and the provision of affordable housing.
- To inform local planning policy and secure the provision of affordable housing.

REGISTERED PROVIDERS £25,000

Description of Service

- The housing enabling service contributes towards the Council helping to achieve a balanced housing market. It delivers a comprehensive package of initiatives designed to enable the provision of affordable homes throughout the Borough.
- To work with the Homes and Communities Agency to maximise the investment of Government funding into the Borough, including accessing funding for the Council to build new homes.

LOCAL LAND CHARGES – 2020/21 BUDGET -£28,700

Budget Manager – Head of Housing and Benefits

Description of Service

The Local Land Charges service comprises three main elements described as follows:-

- Maintenance of the Statutory Register - To register and maintain local land charges in a register in statutory form, the purpose being to ensure that intending purchasers of property are not caught unawares by obligations enforceable against successive owners.
- Searches of the Statutory Register - A service is provided, as required by statute, to enable purchasers of property to search the register, either personally or by written requisition.
- Enquiries of Local Authorities - An additional service is provided, by agreement between the local authority associations and the Law Society to provide, in standard form, responses to enquiries from intending purchasers about particular parcels of land.

PLANNING AND DEVELOPMENT PORTFOLIO

	Base Estimate 2019/20 £	Revised Estimate 2019/20 £	Base Estimate 2020/21 £
Parking Strategic Management	-1,950,800	0,000	0,000
Flooding & Coastal Management	113,300	83,200	171,500
Public Transport	36,500	36,500	36,400
Building Control	0,000	0,000	0,000
Environmental Improvement Schemes	0,000	0,000	0,000
Tree Management	142,000	312,800	317,100
Sustainability	0,00	0,00	0,000
Conservation & Listed Building Policy	30,300	30,200	29,400
Local Plan	1,321,400	1,233,200	1,118,700
NET EXPENDITURE	-307,300	1,695,900	1,673,100

PARKING STRATEGY – 2020/21 BUDGET £0

Budget Manager – Head of Planning Strategy and Regeneration

Description of Service

- Parking Strategic Management: to provide a strategic basis for the implementation of parking policy, including supply of spaces (on-street and off-street), location of spaces and assignment as long-stay or short-stay, charges and residents parking schemes. Also to ensure that adequate parking is provided and that this supports the town economically.
- Transport Liaison & Initiatives: to represent the Borough's interests on transportation issues, including responses to County Council transportation strategies and major studies and to seek ways of improving public transport by co-ordinating with bus and rail companies, the County Council and user groups.

FLOODING AND COASTAL MANAGEMENT – 2020/21 Budget £171,500

Budget Manager – Director of Planning and Regulation

Description of Service

- To monitor private and public coastal and flood defences to protect the land and buildings from erosion and flooding. Coastline monitoring is carried out to establish changes in condition and minor routine maintenance of coastal defences is carried out. Coastal defence strategies are prepared to inform projects for longer term coast protection work which relies on external funding
- To minimise flooding as a result of land drainage problems and provide an advisory service to the public.

TRANSPORT LIAISON – 2020/21 BUDGET £36,400

Budget Manager – Head of Planning Strategy and Regeneration

Description of Service

This service is provided under an agency agreement with the County Council and provides advice on the highway implications and requirements of planning applications and planning proposals. Provide advice on the highway implications and requirements of the Borough Council's plans, policies, strategies and development proposals.

Support to Operators

Budget Manager – Deputy Chief Executive Officer

To fund jointly with County Council a Dial-a-Ride transport scheme administered by Community First.

Shopmobility

Budget Manager – Deputy Chief Executive Officer

To provide a combined Shopmobility and Disability information centre.

TREE MANAGEMENT – 2020/21 BUDGET £317,100

Budget Manager – Head of Development Management

Description of service

This service aims to protect and enhance the environment within the Borough by:

- Advising the Council on the protection and retention of trees that are the subject of Tree Preservation Orders, within Conservation Areas or affected by development.
- Maintaining up-to-date GIS based records of trees that are the subject of Tree Preservation Orders and advising on the making of new Tree Preservation Orders.
- Managing trees on Council owned land in the public interest and meeting current risk management protocols.

CONSERVATION AREAS & LISTED BUILDING POLICY – 2020/21 BUDGET £29,400

Budget Manager – Head of Development Management

Description of service

The service aims to maintain and enhance the historic environment of the Borough by:

- advising the Council on proposed works for the alteration or extension of listed buildings;
- maintaining up-to-date records of statutorily and locally listed buildings and advising the Council on potential additions to the lists;
- offering advice to owners of listed buildings on appropriate repairs or alterations;
- reviewing the Conservation Area Character Appraisals for each of the 13 Conservation Areas, preparing management strategies, making Article 4 directions where agreed and consulting the public on the documents

SUSTAINABLE DEVELOPMENT STRATEGIES – 2020/21 BUDGET £0

Budget Manager – Head of Planning Strategy and Regeneration

Description of service

The service aims to conserve the natural environment of the Borough including the countryside, coast and open spaces by:

- advising the Council on the nature conservation implications of development in the context of national and international wildlife legislation, including the Council's own activities.
- ensuring that adequate data is available to the Council in its role as Local Planning Authority
- developing policy and projects and engaging in partnerships to enable the Council to meet its Corporate Aims and Objectives

LOCAL PLAN – 2020/21 BUDGET £1,118,700

Budget Manager – Head of Planning Strategy and Regeneration

Description of Service

To prepare and maintain an up to date Development Plan to ensure that development is guided to appropriate sites, is well designed and provides the necessary infrastructure; and locations and environments of acknowledged importance are protected from inappropriate development.

POLICY AND RESOURCES PORTFOLIO

ESTIMATE OF EXPENDITURE AND INCOME FOR THE COUNCIL TAX 2020/21

	Base Estimate 2019/20 £	Revised Estimate 2019/20 £	Base Estimate 2020/21 £
Democratic Representation & Management	1,091,500	1,134,500	1,165,500
Commercial Estates	-497,600	-305,500	-406,200
Investment Properties	-3,248,200	-3,248,100	-3,822,700
Apprentice Scheme	57,700	57,500	45,600
Solent Airfield Daedalus	-634,200	-655,400	-47,700
Henry Cort	34,700	5,400	16,500
Neighbourhood Working	121,000	124,600	121,000
Publicity & Promotion	376,700	367,500	376,700
Unapportionable Central Overheads	175,600	175,600	175,600
Corporate Management	984,500	886,100	951,400
Economic Development	43,400	72,100	167,900
Local Tax Collection	881,900	876,700	951,900
NET EXPENDITURE	-613,000	-509,000	-631,000

DEMOCRATIC REPRESENTATION & MANAGEMENT – 2020/21 BUDGET **£1,091,500**

Budget Manager – Head of Democratic Services

Description of Service

Democratic Core

Services consist of:

- Support for the Council's committees, facilitating the formal decision-making process to ensure that decisions are made in accordance with the law and the Council's Constitution.
- Support for elected and co-opted members of the council, ensuring that they are informed and supported in their decision-making and scrutiny roles; that they have access to the training and development they need and that they are supported in carrying out their community leadership and other roles. Allowances paid to members are included in this budget.
- Support to the Executive Leader, Mayor and Deputy Mayor.

Civic Ceremonials

Services consist of:

- Town twinning with twin towns of Vannes in France and Pulheim in Germany
- Civic ceremonials including corporate events
- Support to the Mayor and Deputy Mayor

COMMERCIAL ESTATES – 2020/21 BUDGET -£371,500

Budget Manager – Head of Property

Description of Service

The management of the Council's commercial property portfolio:

- Daedalus
- Shopping centre and redevelopment area
- Industrial and commercial estates
- Market Quay development
- Beach Huts
- Other land and property

INVESTMENT PROPERTIES – 2020/21 BUDGET -£3,339,600

Budget Manager – Head of Property

Description of Service

The management of the Council's commercial property portfolio:

- Shopping centre and redevelopment area
- Market Quay development
- Beach Huts

SOLENT AIRPORT AND DAEDALUS – 2020/21 BUDGET -£634,200

Budget Manager – Head of Property

Description of Service

The management of the Council's commercial property portfolio:

- Daedalus

PUBLIC RELATIONS, COMMUNICATIONS AND CONSULTATION – 2020/21 BUDGET £497,700

Budget Manager – Director of Leisure and Community

Description of Service

The service includes the production of "Fareham Today" and other publicity material to promote the Borough and the Council's various activities. Measures used include the Council's website, maps, guides, leaflets, press releases, exhibitions and displays. There are also activities to publicise specific projects or events.

The service also provides advice and guidance regarding publicity to other services and assists with the compilation of publicity plans.

NEIGHBOURHOOD WORKING

Description of Service

The service widens the involvement of local people, neighbourhoods and community groups in shaping services.

It also includes the area of consultation providing both advice and support for key consultation exercises internally and externally in various forms, including the preparation of consultation plans.

UNAPPORTIONABLE CENTRAL OVERHEADS – 2020/21 BUDGET £175,600

Budget Manager – Deputy Chief Executive Officer

Description of Service

The budget includes costs associated with the following activity:

- Where staff are permitted to retire early when it is in the interests of the efficient exercise of the Council's functions for them to do so, the costs associated with the Pensions Increase Act are reported under this budget.
- Interest is received from car loans which may be provided where a vehicle is essential to the proper performance of an officer's duties.
- The Hampshire Pension Fund is periodically valued by an actuary to ensure that there are sufficient funds to meet its future commitments. These valuations determine the level of employers' contributions to be paid. Back funding arises if part of the contribution goes towards the cost of increases in the pensions earned by past service. In order to avoid a charge to current trading accounts, any back funding contributions will be charged to this service heading.

CORPORATE MANAGEMENT – 2020/21 BUDGET £1,042,200

Budget Manager – Deputy Chief Executive Officer

Description of Service

There are some costs which are incurred, because of the multi-purpose nature of the Council. Rather than spread the costs of these activities to individual services, they are reported separately in the Council's accounts. Services included within this heading are;

- Youth Training Schemes
- Corporate Core
- Corporate Financial Services and Treasury Management
- Corporate Policy

ECONOMIC DEVELOPMENT – 2020/21 BUDGET £67,100

Budget Manager – Head of Planning Strategy and Regeneration

Description of Service

The Economic Development service implements the strategy and programmes set out in the annual Economic Development Strategy Statement which responds to needs and seeks to identify and exploit opportunities as they arise. The activities of the service are concerned with the promotion, marketing and development of the Borough and seek to improve the operation of the economy and to encourage employment opportunities for residents. There is a substantial commitment in terms of subscriptions, employee time and working budget to collaborative projects, which fulfil the objectives of the strategy.

Also included within this heading are the services of Town Centre Management and Market Management for both Fareham and Portchester markets.

LOCAL TAX COLLECTION – 2020/21 BUDGET £881,900

Budget Manager – Head of Finance and Audit

Description of Service

The Borough Council is responsible for all aspects of the collection of local taxes including the determination of liability, collecting payments and taking recovery action relating to arrears.

The Council Tax

The Council Tax collected by this Council provides essential revenue for its own services and those of Hampshire County Council, Hampshire Fire and Rescue Authority and the Police and Crime Commissioner for Hampshire (non-constabulary costs).

Non-Domestic (or Business) Rates

NDR is organised on a national basis. Until 2012/13 the proceeds were paid into an NDR pool administered by the Government. The Government re-distributed the sums paid into the pool back to local authorities' General Funds on the basis of a fixed amount per head of population.

In 2013/14 a new system of Retained Business Rates was introduced, changing the way in which this funding stream is received. The Council collects business rates due in the usual way, but instead of paying it all over to the national pool, 50% is paid to Central Government, 9% to Hampshire County Council, 1% to Hampshire Fire and Rescue Authority and 40% is retained by the Council.

Council Tax Support Scheme

The Council administers all applications received for Council Tax Support according to the local scheme.

HEALTH AND PUBLIC PROTECTION PORTFOLIO

ESTIMATE OF EXPENDITURE AND INCOME FOR THE COUNCIL TAX 2020/21

	Base Estimate 2019/20 £	Revised Estimate 2019/20 £	Base Estimate 2020/21 £
Pest Control	39,500	38,300	39,900
Dog Control	24,500	24,500	25,100
Food Safety	139,500	139,500	140,100
Air Quality and Pollution	202,400	198,800	203,000
Community Safety	329,500	355,000	348,300
Emergency Planning	56,700	56,700	57,700
Clean Borough Enforcement	88,900	88,900	101,200
On Street Parking	-34,800	-37,100	0,000
Off Street Parking	1,287,200	-786,800	-818,300
Building Control	198,800	198,200	201,300
NET EXPENDITURE	2,332,200	2,760,000	298,300

PEST CONTROL – 2020/21 BUDGET £39,900

Budget Manager - Head of Environmental Health

Description of Service

A chargeable service is provided for the treatment of rats in domestic premises for insect infestations and mice. Discounts to the charges are currently given for persons in receipt of certain benefits (income based) (100%). A chargeable service is provided for treatments undertaken in commercial premises.

DOG CONTROL – 2020/21 BUDGET £25,100

Budget Manager - Head of Environmental Health

Description of Service

The service includes the collection of stray dogs, enforcement of the byelaws, investigation of complaints and the promotion of responsible pet ownership. Stray dogs are kennelled locally and effort made to find their owners or to find new owners. No dogs are destroyed unless it is on veterinary advice to avoid unnecessary suffering.

FOOD SAFETY – 2020/21 BUDGET £140,100

Budget Manager - Head of Environmental Health

Description of Service

The Council as a food authority is charged with the responsibility of enforcing the provisions of legislation relating to food hygiene, microbiological and other contamination of food, food which is unfit for human consumption, inspection of premises where food is prepared, stored or sold, training of food handlers and sampling of food. The Government has and is continuing to issue Codes of Practices to guide food authorities in their enforcement work. Authorities must have regard to these Codes and comply with the directions of Ministers on how they should be enforced.

Inspections of premises are risk based in accordance with guidance issued by the Food Standards Agency (FSA).

Other work allocated to this service includes water supply monitoring, infectious disease investigations with the Consultant in Communicable Disease Control, building regulation consultations, licensing consultations, shellfish and flavourings certification for EEC export, unsound food condemnation, food sampling (in conjunction with S.W. Hampshire Local Authorities, investigation of food hygiene and workplace complaints and allegations and investigation of food complaints.

AIR QUALITY AND POLLUTION – 2020/21 BUDGET £203,000

Budget Manager - Head of Environmental Health

Description of Service

Neighbour and industrial nuisance complaints are investigated. Industrial processes emitting discharges to air have to apply for authorisation and permitting. Some monitoring is carried out.

An out of hours service is in operation, a number of permits under the Environmental Protection Act 1990 have been issued. The authorisations / permits are subject to programmed upgrade and annual subsistence reviewing compliance and achievement of best available technology not entailing excessive cost (BATNEEC).

COMMUNITY SAFETY (incl CCTV) – 2020/21 BUDGET £348,300

Budget Manager – Head of Environmental Health

Description of Service

Fareham's Community Safety Partnership was established in 1998 in response to the Crime and Disorder Act 1998. The Partnership is made up of a number of agencies and organisations that work in partnership to tackle crime across the Borough of Fareham by undertaking a strategic assessment in relation to crime and disorder, identifying key local priorities and developing strategies to effectively reduce crimes, anti-social behaviour and criminal damage that have been highlighted.

CCTV £161,100

Budget Manager – Director of Support Services

Description of Service

The Partnership with GBC was established a considerable number of years ago to seek and to utilise CCTV as part of an overall crime reduction strategy, the Borough currently has 44 pan, tilt and zoom cameras.

The control room was upgraded in 2009 allowing capability of digitally recording all cameras simultaneously throughout every 24-hour period and footage retained for 28 days.

The control room is staffed 24 hours a day, 365 days of the year with at least one operator, all staff are fully Security Industry Authority trained and accredited.

There is a direct link to the Police Control Room which will allow them to monitor any of the cameras to assist with incident management and if CCTV footage relates to a criminal matter, the Police will review the footage as part of their investigation.

10 cameras have a direct link to Hampshire County Council to monitor traffic through the ROMANSE (Road Management System for Europe) system.

EMERGENCY PLANNING – 2020/21 BUDGET £57,700

Budget Manager – Head of Building Repairs and Maintenance Service

Description of Service

The Civil Contingencies Act requires the Council to have arrangements in place in order for it to be prepared to deal effectively with emergency situations. The Council would play a supporting and co-ordinating role working with the emergency services and other key agencies in responding to an emergency and would take more of a leading role in any recovery phase of an emergency. To this end the officers who would be involved, are trained for the purpose, so that all the necessary arrangements can be made promptly should the need arise.

CLEAN BOROUGH ENFORCEMENT – 2020/21 BUDGET £101,200

Budget Manager - Head of Streetscene

Description of Service

The Enforcement Officers deal with the enforcement of issues relating to litter, dog fouling, fly tipping, graffiti and abandoned vehicles. Enforcement action is taken under the appropriate legislation which includes issuing Fixed Penalty Notices, cautions and where necessary compiling reports for prosecution. The Enforcement Officers patrol the borough concentrating on high profile areas, shopping precincts, open space areas and district centres. This will be in addition to the hot spots that have been identified as problem areas where a more targeted approach is adopted.

The officers work closely with other departments of the Council as well as external agencies in order to achieve a clean and tidy borough.

Officers investigate reports of motor vehicles unlawfully abandoned on any land in the open air or on any other land forming part of the highway, where vehicles have been abandoned the appropriate Notice shall be served, arrange for the removal of the vehicles as necessary to a secure place or a scrap yard, notify the appropriate Authorities of the vehicle and to seek information as to all parties who may have an

interest in the vehicle and to contact as appropriate. If the vehicle is not claimed by the registered keeper, it may be scrapped or sold.

ON STREET PARKING – 2020/21 BUDGET £0,000

Budget Manager – Head of Environmental Health

Description of Service

To undertake on-street parking enforcement to ensure traffic flows as freely as possible whilst ensuring highway and pedestrian safety and access for emergency services.

Carry out regular patrols of on street areas within the Borough of Fareham where there are parking restrictions in place in accordance with the relevant Traffic Regulation Order in place at the time and to serve Penalty Charge Notices to vehicles which are contravening any Traffic Regulation Order which is in place at the time.

The management of enquiries, complaints, appeals and non-payment of Penalty Charge Notices.

To manage and administer the residents parking scheme and to assist motorists and members of the public where required.

OFF STREET PARKING – 2020/21 BUDGET £818,300

Budget Manager – Head of Environmental Health

Description of Service

Fareham Borough Council provides for the benefit of the general public, surface and multi-storey car parks within the Borough. This also includes patrolling the car parks by Civil Enforcement Officers to give assistance and some security to users. The service also includes the management and maintenance of the condition of the Council's off street car parks.

Regular patrols are undertaken to enforce the Borough's "Off Street parking Places" order and to serve vehicles with Penalty Charge Notices for infringement of the Order. This also extends to the management of enquiries, complaints, appeals and the recovery of non-payment of Penalty Charge Notices.

BUILDING CONTROL – 2020/21 BUDGET £201,300

Budget Manager – Head of Building Control

Description of Service

This service ensures:

- that all new and altered buildings and structures meet the procedural and technical requirements of the Building Regulations and The Building Act 1984. The Building Regulations impose minimum construction standards that have to be achieved in areas such as structural stability, fire safety, access in and about buildings and the energy efficiency of structures.

- that contravention of the building regulations and unauthorised work are the subject of appropriate action including investigation, recording, prosecution, removal and/or alteration and advice in respect of Land charge entries and regularisation
- It covers various statutory and discretionary tasks. The former include the Council's duties in respect of fee exempt applications, dangerous structures, demolition work and regulating the insulation of cavity walls, Approved inspectors and competent person's schemes. Discretionary work includes advice on building and construction and the work of the Access Officer. The latter keeps in touch with groups representing disabled people, carries out access audits, promotes awareness of Disability legislation, advises on access issues and legislation for development and highway proposals and considers and co-ordinates access improvements

STREETSCENE PORTFOLIO

ESTIMATE OF EXPENDITURE AND INCOME FOR THE COUNCIL TAX 2020/21

	Base Estimate 2019/20 £	Revised Estimate 2019/20 £	Base Estimate 2020/21 £
Cemeteries & Closed Churchyards	-15,900	-20,100	-7,500
Community Parks & Open Spaces	520,500	302,100	1,989,500
Allotments	20,400	18,600	8,400
Foreshore	12,200	39,800	20,700
Street Cleansing Services	993,300	970,300	984,600
Public Conveniences	254,000	215,300	277,400
Household Waste Collection	987,500	935,900	972,700
Trade Refuse	-103,100	-100,400	-65,100
Recycling	689,700	990,000	781,300
Garden Waste Collection	349,900	399,100	416,600
Street Furniture	105,700	82,100	103,100
Outdoor Sport & Recreation	557,000	172,300	443,600
Countryside Management	152,000	144,000	150,200
Whiteley Maintenance	35,600	21,200	22,400
Grounds Maintenance	1,255,200	1,305,800	0,00
NET EXPENDITURE	5,814,000	5,476,000	6,097,700

CEMETERIES AND CLOSED CHURCHYARDS – 2020/21 BUDGET -£7,500

Budget Manager – Head of Streetscene - Ext. 4420

Description of Service

Local Authorities are required to provide this service under the Local Government Act 1972, Section 214, Schedule 26, Part II. There are eight cemeteries and a number of churchyards that are the responsibility of the Council together with the provision of a sympathetic and efficient burial service. Cemeteries include:

- Fareham Cemetery - Crofton Cemetery and Churchyard
- Roman Grove Cemetery -Titchfield Cemetery
- Titchfield Churchyard (cremated remains only)
- St Paul's Churchyard and Cemetery - St John's Cemetery
- Holly Hill Cemetery

PARKS, OPEN SPACES AND GROUNDS MAINTENANCE – 2020/21 BUDGET £1,989,500

Budget Manager – Head of Streetscene

Description of Service

The Council provides and maintains 45 equipped play areas on open space located

throughout the Borough.

This service covers the ongoing maintenance of public parks, gardens, foreshore and open spaces. This includes grass cutting, shrub bed maintenance, landscaping, and tree planting.

OUTDOOR SPORT & RECREATION – 2020/21 BUDGET £443,600

Budget Manager – Head of Streetscene

Description of Service

The Council provides and maintains 22 football pitches, 13 cricket tables, 2 rugby pitches. In addition there are 20 tennis courts, 2 turf and 2 artificial bowling greens. Changing facilities are provided at most of the recreation sites.

COUNTRYSIDE MANAGEMENT – 2020/21 BUDGET £150,200

Budget Manager – Head of Streetscene

Description of Service

The service aims to conserve the natural environment of the Borough including the countryside, coast and open spaces.

- The Council manages 134 hectares of land for nature conservation. This is divided into 18 varied sites which are spread across the Borough.
- It is the role of the Council's Countryside Service to maintain, manage and develop these sites for public recreation and nature conservation.
- Develop opportunities for active participation by all members of the community
- Offer specialists advice to any organisation, group or individual who is interested in the wellbeing and future of Fareham's countryside. Advice includes habitat management landscape enhancement, arboriculture and practical conservation skills
- The service creates opportunities for and undertakes educational and interpretation activities to enable people to gain a greater understanding of the countryside and the issues affecting it

ALLOTMENTS – 2020/21 BUDGET £8,400

Budget Manager – Head of Streetscene

Description of Service

There are three Allotment Associations that administer 11 Council owned allotments located in Fareham, Portchester and the Western Wards. There are two other allotments sites, one at Titchfield and another at Segensworth which are privately managed by the Titchfield Allotment Association.

STREET CLEANSING – 2020/21 BUDGET £984,600

Budget Manager – Head of Streetscene

Description of Service

All pavements and roads are cleansed to a schedule intended to keep all parts of the Borough in a clean and tidy condition. Street litterbins are emptied regularly.

The service also provides for the cleansing of coastal foreshores, car parks, recycling sites and the clearance of fly tipping.

PUBLIC CONVENIENCES – 2020/21 BUDGET £277,400

Budget Manager – Head of Streetscene

Description of Service

The service broadly comprises the opening and closing of the public conveniences, cleaning of all installations and facilities, the clearing of blockages, stocking up of consumables including toilet paper, minor repair work and replacement of broken fittings.

Public toilets are provided, cleaned and maintained as follows:-

Portchester Castle	Holly Hill, Sarisbury	Monks Hill, Hill Head
Trinity Street, Fareham	Stubbington Green	Castle Street, Portchester
Cliff Road, Hill Head	Meon Shore	Fareham Cemetery
Barry's Meadow	Warsash Road	Passage Lane, Warsash
Middle Road, Park Gate	Lockwood Centre	Salterns Car Park, Hill Head

HOUSEHOLD WASTE COLLECTION – 2020/21 BUDGET £972,700

Budget Manager – Head of Streetscene

Description of Service

The service provides wheeled refuse bins for all domestic properties, which are emptied fortnightly. Clinical waste is collected free of charge from domestic properties. All waste is transported to a recognised disposal points provided by Hampshire County Council's waste disposal contractor Hampshire Waste Services.

A chargeable service for the collection of bulky household items is also provided.

TRADE REFUSE – 2020/21 BUDGET -£65,100

Budget Manager – Head of Streetscene

Description of Service

A chargeable service for the collection of trade waste.

RECYCLING – 2020/21 BUDGET £781,300

Budget Manager – Head of Streetscene

Description of Service

Fortnightly kerbside collection of recyclable materials from domestic properties.
The provision of 35 recycling banks throughout the Borough.
To continue the promotion of minimising waste and maximising recycling.

GARDEN WASTE COLLECTION 2020/21 BUDGET £416,600

Budget Manager – Head of Streetscene

Description of Service

Fortnightly kerbside collection of garden waste materials from domestic properties

FBC STREET FURNITURE – 2020/21 BUDGET £103,100

Budget Manager – Head of Streetscene

Description of Service

Community Lighting

This service provides lighting in dark or poorly lit streets and footpaths where the Highways Authority (Hampshire County Council) does not have the responsibility to meet those demands.

Street Name Plates

This service is provided for the conveniences of businesses, visitors and residents.

Bus Shelters

The maintenance, repair and provision of Bus Shelters owned by FBC. (Please note that not all Bus Shelters are owned or maintained by FBC).

Public Clock and War Memorials

The maintenance, repair and provision of Public Clocks and War Memorials owned by FBC.

HOUSING REVENUE ACCOUNT

ESTIMATE OF EXPENDITURE AND INCOME FOR 2020/21

HOUSING SUPERVISION AND MANAGEMENT

HOUSING REPAIRS ACCOUNTS

BUDGET MANAGER – HEAD OF HOUSING AND BENEFITS

All income and expenditure on the Council's house, flats and maisonettes(2,384 at 31/3/2020) goes to the Housing Revenue Account. These accounts are ring-fenced and no subsidy is permitted from Council Tax

ESTIMATE OF EXPENDITURE AND INCOME FOR THE COUNCIL TAX 2020/21

	Actual 2018/19 £	Base Estimate 2019/20 £	Revised Estimate 2019/20 £	Base Estimate 2020/21 £
LICENSING & REGULATORY AFFAIRS	485,656	516,800	517,300	520,500
PLANNING	973,185	485,700	666,900	472,600
LEISURE AND COMMUNITY	2,139,017	1,692,500	1,749,900	1,430,200
HOUSING	1,041,126	1,381,300	1,337,100	1,495,600
HEALTH & PUBLIC PROTECTION	2,801,975	2,332,200	353,200	298,300
POLICY & RESOURCES	7,076,714	-613,000	78,900	-399,500
STREETSCENE	6,327,111	5,814,000	6,221,800	6,097,700
PLANNING AND DEVELOPMENT	-534,325	-307,300	1,784,200	1,673,100
NET EXPENDITURE	20,310,461	11,302,200	12,709,300	11,588,500

SUBJECTIVE ANALYSIS

	Actual 2018/19 £	Base Estimate 2019/20 £	Revised Estimate 2019/20 £	Base Estimate 2020/21 £
EMPLOYEES RELATED EXPENDITURE	12,605,618	10,365,700	10,805,400	10,262,700
PREMISES RELATED EXPENDITURE	3,269,084	2,533,800	2,799,100	3,145,000
TRANSPORT RELATED EXPENDITURE	1,423,692	1,161,200	1,294,600	1,503,000
SUPPLIES & SERVICES	6,159,381	6,195,700	6,744,900	5,084,400
CONTRACT PAYMENTS	1,465,861	1,446,400	1,454,500	1,469,500
TRANSFER PAYMENTS	18,071,871	17,687,100	16,151,900	16,169,400
INTERNAL SUPPORT	3,388,501	3,242,100	3,149,000	3,029,100
CAPITAL CHARGES	11,405,179	2,732,800	3,517,300	3,517,300
GROSS EXPENDITURE	57,789,187	45,364,800	45,916,700	44,180,400
GOVERNMENT GRANTS	-20,713,954	-18,180,000	-17,093,800	-16,600,100
OTHER GRANTS & REIMBURSEMENTS	-2,395,297	-2,021,300	-2,502,400	-2,245,000
SALES	-1,049,138	-917,500	-932,500	-547,500
FEES & CHARGES	-7,719,633	-6,823,600	-6,689,600	-6,471,700
RENTS	-5,385,078	-5,966,600	-5,826,000	-6,574,000
INTEREST	-31	0	0	0
RECHARGES TO OTHER ACCOUNTS	-215,595	-153,600	-163,100	-153,600
GROSS INCOME	-37,478,726	-34,062,600	-33,207,400	-32,591,900
NET EXPENDITURE	20,310,461	11,302,200	12,709,300	11,588,500

LICENSING AND REGULATORY AFFAIRS

ESTIMATE OF EXPENDITURE AND INCOME FOR THE COUNCIL TAX 2020/21

	Actuals 2018/19 £	Base Estimate 2019/20 £	Revised Estimate 2019/20 £	Base Estimate 2020/21 £
HACKNEY CARRIAGE LICENCES	-31,112	2,700	2,700	3,300
LICENSING	-51,053	-39,900	-39,900	-39,300
HEALTH & SAFETY	142,010	146,700	146,800	147,900
ELECTION SERVICES	425,811	407,300	407,700	408,600
NET EXPENDITURE	485,656	516,800	517,300	520,500

SUBJECTIVE ANALYSIS

	Actuals 2018/19 £	Base Estimate 2019/20 £	Revised Estimate 2019/20 £	Base Estimate 2020/21 £
EMPLOYEES RELATED EXPENDITURE	173,121	170,000	170,000	167,000
PREMISES RELATED EXPENDITURE	10,929	15,000	24,000	12,000
TRANSPORT RELATED EXPENDITURE	4,837	1,500	1,900	1,500
SUPPLIES & SERVICES	230,807	190,900	404,300	193,900
CONTRACT PAYMENTS	249,996	264,900	264,900	267,300
INTERNAL SUPPORT	62,130	58,200	56,000	62,500
GROSS EXPENDITURE	731,820	700,500	921,100	704,200
OTHER GRANTS & REIMBURSEMENTS	-19,534	0	-220,100	0
SALES	-2,828	-1,700	-1,700	-1,700
FEES & CHARGES	-223,802	-182,000	-182,000	-182,000
GROSS INCOME	-246,164	-183,700	-403,800	-183,700
NET EXPENDITURE	485,656	516,800	517,300	520,500

LICENSING AND REGULATORY SERVICES

HACKNEY CARRIAGE LICENCES

	Actuals 2018/19 £	Base Estimate 2019/20 £	Revised Estimate 2019/20 £	Base Estimate 2020/21 £
TRANSPORT RELATED EXPENDITURE	3,400	0	0	0
SUPPLIES & SERVICES	10,603	12,000	12,000	12,000
CONTRACT PAYMENTS	70,671	74,900	74,900	75,500
GROSS EXPENDITURE	84,674	86,900	86,900	87,500
SALES	-244	-200	-200	-200
FEES & CHARGES	-115,542	-84,000	-84,000	-84,000
GROSS INCOME	-115,786	-84,200	-84,200	-84,200
NET EXPENDITURE	-31,112	2,700	2,700	3,300

LICENSING

	Actuals 2018/19 £	Base Estimate 2019/20 £	Revised Estimate 2019/20 £	Base Estimate 2020/21 £
SUPPLIES & SERVICES	2,347	0	0	0
CONTRACT PAYMENTS	54,699	58,100	58,100	58,700
GROSS EXPENDITURE	57,047	58,100	58,100	58,700
FEES & CHARGES	-108,100	-98,000	-98,000	-98,000
GROSS INCOME	-108,100	-98,000	-98,000	-98,000
NET EXPENDITURE	-51,053	-39,900	-39,900	-39,300

HEALTH & SAFETY

	Actuals 2018/19 £	Base Estimate 2019/20 £	Revised Estimate 2019/20 £	Base Estimate 2020/21 £
EMPLOYEES RELATED EXPENDITURE	2,791	2,800	2,800	2,800
PREMISES RELATED EXPENDITURE	323	0	0	0
SUPPLIES & SERVICES	14,645	12,000	12,100	12,000
CONTRACT PAYMENTS	124,411	131,900	131,900	133,100
GROSS EXPENDITURE	142,170	146,700	146,800	147,900
FEES & CHARGES	-160	0	0	0
GROSS INCOME	-160	0	0	0
NET EXPENDITURE	142,010	146,700	146,800	147,900

ELECTION SERVICES

	Actuals 2018/19 £	Base Estimate 2019/20 £	Revised Estimate 2019/20 £	Base Estimate 2020/21 £
--	-------------------------	----------------------------------	-------------------------------------	----------------------------------

LICENSING AND REGULATORY SERVICES

ELECTION SERVICES

	Actuals 2018/19 £	Base Estimate 2019/20 £	Revised Estimate 2019/20 £	Base Estimate 2020/21 £
EMPLOYEES RELATED EXPENDITURE	170,330	167,200	167,200	164,200
PREMISES RELATED EXPENDITURE	10,606	15,000	24,000	12,000
TRANSPORT RELATED EXPENDITURE	1,437	1,500	1,900	1,500
SUPPLIES & SERVICES	203,212	166,900	380,200	169,900
CONTRACT PAYMENTS	215	0	0	0
INTERNAL SUPPORT	62,130	58,200	56,000	62,500
GROSS EXPENDITURE	447,930	408,800	629,300	410,100
OTHER GRANTS & REIMBURSEMENTS	-19,534	0	-220,100	0
SALES	-2,584	-1,500	-1,500	-1,500
FEES & CHARGES	-1	0	0	0
GROSS INCOME	-22,118	-1,500	-221,600	-1,500
NET EXPENDITURE	425,811	407,300	407,700	408,600
 LICENSING & REGULATORY AFFAIRS NET EXPENDITURE	 485,656	 516,800	 517,300	 520,500

PLANNING COMMITTEE

ESTIMATE OF EXPENDITURE AND INCOME FOR THE COUNCIL TAX 2020/21

	Actuals 2018/19 £	Base Estimate 2019/20 £	Revised Estimate 2019/20 £	Base Estimate 2020/21 £
PLANNING APPLICATIONS	236,085	60,000	249,500	72,900
PLANNING ADVICE	271,057	243,300	235,700	215,400
PLANNING ENFORCEMENT	129,892	126,000	125,400	127,300
PLANNING APPEALS	336,152	56,400	56,300	57,000
NET EXPENDITURE	973,185	485,700	666,900	472,600

SUBJECTIVE ANALYSIS

	Actuals 2018/19 £	Base Estimate 2019/20 £	Revised Estimate 2019/20 £	Base Estimate 2020/21 £
EMPLOYEES RELATED EXPENDITURE	835,919	787,100	792,200	766,400
TRANSPORT RELATED EXPENDITURE	14,803	11,600	11,600	11,500
SUPPLIES & SERVICES	467,550	60,800	142,800	64,800
CONTRACT PAYMENTS	93,149	99,400	100,200	103,400
INTERNAL SUPPORT	173,301	172,800	166,100	172,500
GROSS EXPENDITURE	1,584,722	1,131,700	1,212,900	1,118,600
OTHER GRANTS & REIMBURSEMENTS	-7,489	0	0	0
SALES	0	-2,600	-2,600	-2,600
FEES & CHARGES	-604,047	-643,400	-543,400	-643,400
GROSS INCOME	-611,536	-646,000	-546,000	-646,000
NET EXPENDITURE	973,185	485,700	666,900	472,600

PLANNING COMMITTEE

PLANNING APPLICATIONS

	Actuals 2018/19 £	Base Estimate 2019/20 £	Revised Estimate 2019/20 £	Base Estimate 2020/21 £
EMPLOYEES RELATED EXPENDITURE	485,523	442,000	453,400	456,500
TRANSPORT RELATED EXPENDITURE	10,340	7,000	7,000	7,600
SUPPLIES & SERVICES	153,276	32,900	114,900	32,900
CONTRACT PAYMENTS	74,295	80,700	81,200	83,200
INTERNAL SUPPORT	109,730	113,700	109,300	109,000
GROSS EXPENDITURE	833,163	676,300	765,800	689,200
OTHER GRANTS & REIMBURSEMENTS	-7,489	0	0	0
SALES	0	-2,600	-2,600	-2,600
FEES & CHARGES	-589,590	-613,700	-513,700	-613,700
GROSS INCOME	-597,079	-616,300	-516,300	-616,300
NET EXPENDITURE	236,085	60,000	249,500	72,900

PLANNING ADVICE

	Actuals 2018/19 £	Base Estimate 2019/20 £	Revised Estimate 2019/20 £	Base Estimate 2020/21 £
EMPLOYEES RELATED EXPENDITURE	227,926	218,500	212,200	183,900
TRANSPORT RELATED EXPENDITURE	1,924	2,100	2,100	1,500
SUPPLIES & SERVICES	2,029	2,000	2,000	6,000
CONTRACT PAYMENTS	14,003	13,000	13,200	13,900
INTERNAL SUPPORT	39,633	37,400	35,900	39,800
GROSS EXPENDITURE	285,515	273,000	265,400	245,100
FEES & CHARGES	-14,458	-29,700	-29,700	-29,700
GROSS INCOME	-14,458	-29,700	-29,700	-29,700
NET EXPENDITURE	271,057	243,300	235,700	215,400

PLANNING ENFORCEMENT

	Actuals 2018/19 £	Base Estimate 2019/20 £	Revised Estimate 2019/20 £	Base Estimate 2020/21 £
EMPLOYEES RELATED EXPENDITURE	93,211	97,700	97,700	97,200
TRANSPORT RELATED EXPENDITURE	2,462	2,500	2,500	2,400
SUPPLIES & SERVICES	10,151	3,000	3,000	3,000
CONTRACT PAYMENTS	4,851	5,700	5,800	6,300
INTERNAL SUPPORT	19,216	17,100	16,400	18,400
GROSS EXPENDITURE	129,892	126,000	125,400	127,300
NET EXPENDITURE	129,892	126,000	125,400	127,300

PLANNING COMMITTEE

PLANNING APPEALS

	Actuals 2018/19 £	Base Estimate 2019/20 £	Revised Estimate 2019/20 £	Base Estimate 2020/21 £
EMPLOYEES RELATED EXPENDITURE	29,260	28,900	28,900	28,800
TRANSPORT RELATED EXPENDITURE	76	0	0	0
SUPPLIES & SERVICES	302,094	22,900	22,900	22,900
INTERNAL SUPPORT	4,722	4,600	4,500	5,300
GROSS EXPENDITURE	336,152	56,400	56,300	57,000
NET EXPENDITURE	336,152	56,400	56,300	57,000
PLANNING NET EXPENDITURE	973,185	485,700	666,900	472,600

LEISURE AND COMMUNITY

ESTIMATE OF EXPENDITURE AND INCOME FOR THE COUNCIL TAX 2020/21

	Actuals 2018/19 £	Base Estimate 2019/20 £	Revised Estimate 2019/20 £	Base Estimate 2020/21 £
COMMUNITY GRANTS	271,014	323,200	392,400	292,400
COMMUNITY DEVELOPMENT	249,660	191,400	259,500	256,700
FERNEHAM HALL	669,400	444,400	433,300	215,600
FAREHAM LEISURE CENTRE	443,743	527,500	469,800	472,500
HOLLY HILL LEISURE CENTRE	106,280	-65,500	-74,900	-75,200
COMMUNITY CENTRES	296,194	271,500	269,100	267,500
WESTBURY MANOR MUSEUM	102,727	0	700	700
NET EXPENDITURE	2,139,017	1,692,500	1,749,900	1,430,200

SUBJECTIVE ANALYSIS

	Actuals 2018/19 £	Base Estimate 2019/20 £	Revised Estimate 2019/20	Base Estimate 2020/21 £
EMPLOYEES RELATED EXPENDITURE	777,660	686,800	660,900	187,700
PREMISES RELATED EXPENDITURE	375,126	325,100	332,400	278,500
TRANSPORT RELATED EXPENDITURE	3,107	2,400	2,400	2,100
SUPPLIES & SERVICES	861,340	766,300	917,000	340,900
CONTRACT PAYMENTS	97,005	30,200	31,500	35,700
INTERNAL SUPPORT	345,466	339,700	332,200	216,800
CAPITAL CHARGES	1,367,141	1,059,500	991,000	991,000
GROSS EXPENDITURE	3,826,845	3,210,000	3,267,400	2,052,700
OTHER GRANTS & REIMBURSEMENTS	-532,733	-530,500	-530,500	-530,500
SALES	-807,020	-685,000	-685,000	0
FEES & CHARGES	-308,653	-261,300	-261,300	-51,300
RENTS	-39,422	-40,700	-40,700	-40,700
GROSS INCOME	-1,687,828	-1,517,500	-1,517,500	-622,500
NET EXPENDITURE	2,139,017	1,692,500	1,749,900	1,430,200

LEISURE AND COMMUNITY

COMMUNITY GRANTS

	Actuals 2018/19 £	Base Estimate 2019/20 £	Revised Estimate 2019/20 £	Base Estimate 2020/21 £
EMPLOYEES RELATED EXPENDITURE	46,338	45,600	24,500	12,800
TRANSPORT RELATED EXPENDITURE	1,090	0	0	0
SUPPLIES & SERVICES	204,218	258,400	349,100	258,400
CONTRACT PAYMENTS	3,337	3,100	3,200	3,700
INTERNAL SUPPORT	16,030	16,100	15,600	17,500
GROSS EXPENDITURE	271,014	323,200	392,400	292,400
NET EXPENDITURE	271,014	323,200	392,400	292,400

COMMUNITY DEVELOPMENT

	Actuals 2018/19 £	Base Estimate 2019/20 £	Revised Estimate 2019/20 £	Base Estimate 2020/21 £
EMPLOYEES RELATED EXPENDITURE	127,199	123,400	118,800	162,800
PREMISES RELATED EXPENDITURE	5,699	16,600	16,400	16,400
TRANSPORT RELATED EXPENDITURE	1,274	1,600	1,600	2,000
SUPPLIES & SERVICES	92,192	48,500	108,500	58,500
CONTRACT PAYMENTS	3,594	3,400	3,600	4,000
INTERNAL SUPPORT	49,776	46,500	44,600	47,000
CAPITAL CHARGES	0	0	14,600	14,600
GROSS EXPENDITURE	279,734	240,000	308,100	305,300
OTHER GRANTS & REIMBURSEMENTS	-14,134	-12,600	-12,600	-12,600
FEES & CHARGES	-15,940	-36,000	-36,000	-36,000
GROSS INCOME	-30,074	-48,600	-48,600	-48,600
NET EXPENDITURE	249,660	191,400	259,500	256,700

FERNEHAM HALL

	Actuals 2018/19 £	Base Estimate 2019/20 £	Revised Estimate 2019/20 £	Base Estimate 2020/21 £
EMPLOYEES RELATED EXPENDITURE	589,403	505,900	505,700	0
PREMISES RELATED EXPENDITURE	166,263	117,700	118,100	68,000
TRANSPORT RELATED EXPENDITURE	58	700	700	0
SUPPLIES & SERVICES	573,484	435,400	435,400	0
CONTRACT PAYMENTS	18,869	17,500	18,300	20,600
INTERNAL SUPPORT	151,781	149,100	145,200	22,100
CAPITAL CHARGES	253,750	113,100	104,900	104,900
GROSS EXPENDITURE	1,753,608	1,339,400	1,328,300	215,600
OTHER GRANTS & REIMBURSEMENTS	-130	0	0	0
SALES	-807,020	-685,000	-685,000	0
FEES & CHARGES	-277,005	-210,000	-210,000	0
RENTS	-54	0	0	0

LEISURE AND COMMUNITY

FERNEHAM HALL

	Actuals 2018/19 £	Base Estimate 2019/20 £	Revised Estimate 2019/20 £	Base Estimate 2020/21 £
GROSS INCOME	-1,084,208	-895,000	-895,000	0
NET EXPENDITURE	669,400	444,400	433,300	215,600

FAREHAM LEISURE CENTRE

	Actuals 2018/19 £	Base Estimate 2019/20 £	Revised Estimate 2019/20 £	Base Estimate 2020/21 £
PREMISES RELATED EXPENDITURE	9,012	26,100	25,800	26,000
SUPPLIES & SERVICES	-35,846	300	300	300
CONTRACT PAYMENTS	3,337	3,100	3,200	3,700
INTERNAL SUPPORT	76,645	77,300	76,800	78,800
CAPITAL CHARGES	607,651	640,700	583,700	583,700
GROSS EXPENDITURE	660,800	747,500	689,800	692,500
OTHER GRANTS & REIMBURSEMENTS	-217,056	-220,000	-220,000	-220,000
GROSS INCOME	-217,056	-220,000	-220,000	-220,000
NET EXPENDITURE	443,743	527,500	469,800	472,500

HOLLY HILL LEISURE CENTRE

	Actuals 2018/19 £	Base Estimate 2019/20 £	Revised Estimate 2019/20 £	Base Estimate 2020/21 £
PREMISES RELATED EXPENDITURE	44,685	50,500	48,800	48,500
SUPPLIES & SERVICES	4,070	0	0	0
CAPITAL CHARGES	358,938	180,000	172,300	172,300
GROSS EXPENDITURE	407,693	230,500	221,100	220,800
OTHER GRANTS & REIMBURSEMENTS	-301,413	-296,000	-296,000	-296,000
GROSS INCOME	-301,413	-296,000	-296,000	-296,000
NET EXPENDITURE	106,280	-65,500	-74,900	-75,200

COMMUNITY CENTRES

	Actuals 2018/19 £	Base Estimate 2019/20 £	Revised Estimate 2019/20 £	Base Estimate 2020/21 £
EMPLOYEES RELATED EXPENDITURE	14,719	11,900	11,900	12,100
PREMISES RELATED EXPENDITURE	146,659	114,200	122,600	118,900
TRANSPORT RELATED EXPENDITURE	685	100	100	100
SUPPLIES & SERVICES	22,984	23,700	23,700	23,700
CONTRACT PAYMENTS	3,337	3,100	3,200	3,700

LEISURE AND COMMUNITY

COMMUNITY CENTRES

	Actuals 2018/19 £	Base Estimate 2019/20 £	Revised Estimate 2019/20 £	Base Estimate 2020/21 £
INTERNAL SUPPORT	51,234	50,700	50,000	51,400
CAPITAL CHARGES	111,651	125,700	115,500	115,500
GROSS EXPENDITURE	351,270	329,400	327,000	325,400
OTHER GRANTS & REIMBURSEMENTS	0	-1,900	-1,900	-1,900
FEEES & CHARGES	-15,707	-15,300	-15,300	-15,300
RENTS	-39,368	-40,700	-40,700	-40,700
GROSS INCOME	-55,075	-57,900	-57,900	-57,900
NET EXPENDITURE	296,194	271,500	269,100	267,500

WESTBURY MANOR MUSEUM

	Actuals 2018/19 £	Base Estimate 2019/20 £	Revised Estimate 2019/20 £	Base Estimate 2020/21 £
PREMISES RELATED EXPENDITURE	2,808	0	700	700
SUPPLIES & SERVICES	238	0	0	0
CONTRACT PAYMENTS	64,530	0	0	0
CAPITAL CHARGES	35,151	0	0	0
GROSS EXPENDITURE	102,727	0	700	700
NET EXPENDITURE	102,727	0	700	700

LEISURE AND COMMUNITY NET EXPENDITURE

2,139,017	1,692,500	1,749,900	1,430,200
------------------	------------------	------------------	------------------

HOUSING

ESTIMATE OF EXPENDITURE AND INCOME FOR THE COUNCIL TAX 2020/21

	Actuals 2018/19 £	Base Estimate 2019/20 £	Revised Estimate 2019/20 £	Base Estimate 2020/21 £
HOUSING GRANTS & HOME IMPROVE	189,826	38,500	37,900	16,800
HOUSING OPTIONS	29,596	45,800	46,200	27,800
HOUSING BENEFIT PAYMENTS	-330,716	-114,100	-121,100	-121,100
HOUSING BENEFIT ADMIN	387,249	464,100	396,800	470,000
HOMELESSNESS	156,665	420,700	343,600	435,400
HOUSING ADVICE AND PREVENTION	374,559	436,900	436,100	474,400
HOUSING STRATEGY	239,915	212,000	205,600	196,000
HOME ENERGY CONSERVATION	70	0	0	0
REGISTERED PROVIDERS	54,160	0	25,000	25,000
LOCAL LAND CHARGES	-60,198	-122,600	-33,000	-28,700
NET EXPENDITURE	1,041,126	1,381,300	1,337,100	1,495,600

SUBJECTIVE ANALYSIS

	Actuals 2018/19 £	Base Estimate 2019/20 £	Revised Estimate 2019/20 £	Base Estimate 2020/21 £
EMPLOYEES RELATED EXPENDITURE	1,293,988	1,250,100	1,253,000	1,267,500
PREMISES RELATED EXPENDITURE	486,127	460,700	508,900	508,800
TRANSPORT RELATED EXPENDITURE	6,610	5,700	5,700	5,700
SUPPLIES & SERVICES	396,052	569,100	636,200	546,600
CONTRACT PAYMENTS	94,339	100,400	101,700	102,100
TRANSFER PAYMENTS	18,055,165	17,645,100	16,127,400	16,127,400
INTERNAL SUPPORT	368,003	346,400	334,100	324,200
CAPITAL CHARGES	910,787	502,100	777,100	777,100
GROSS EXPENDITURE	21,611,070	20,879,600	19,744,100	19,659,400
GOVERNMENT GRANTS	-19,701,885	-18,090,600	-16,775,600	-16,531,900
OTHER GRANTS & REIMBURSEMENTS	-19,129	-500,000	-750,000	-750,000
FEES & CHARGES	-362,141	-438,000	-362,300	-362,800
RENTS	-486,789	-469,700	-519,100	-519,100
GROSS INCOME	-20,569,944	-19,498,300	-18,407,000	-18,163,800
NET EXPENDITURE	1,041,126	1,381,300	1,337,100	1,495,600

HOUSING

HOUSING GRANTS & HOME IMPROVE

	Actuals 2018/19 £	Base Estimate 2019/20 £	Revised Estimate 2019/20 £	Base Estimate 2020/21 £
EMPLOYEES RELATED EXPENDITURE	371	0	0	0
TRANSPORT RELATED EXPENDITURE	0	0	0	0
SUPPLIES & SERVICES	5,500	9,500	9,500	9,500
CONTRACT PAYMENTS	3,337	3,100	3,200	0
INTERNAL SUPPORT	26,774	25,900	25,200	7,300
CAPITAL CHARGES	854,646	500,000	750,000	750,000
GROSS EXPENDITURE	890,628	538,500	787,900	766,800
GOVERNMENT GRANTS	-682,712	0	0	0
OTHER GRANTS & REIMBURSEMENTS	-18,090	-500,000	-750,000	-750,000
GROSS INCOME	-700,802	-500,000	-750,000	-750,000
NET EXPENDITURE	189,826	38,500	37,900	16,800

HOUSING OPTIONS

	Actuals 2018/19 £	Base Estimate 2019/20 £	Revised Estimate 2019/20 £	Base Estimate 2020/21 £
EMPLOYEES RELATED EXPENDITURE	170	0	0	0
PREMISES RELATED EXPENDITURE	4,731	7,100	7,100	7,100
SUPPLIES & SERVICES	3,853	5,000	5,000	5,000
CONTRACT PAYMENTS	53,835	57,100	57,100	57,700
INTERNAL SUPPORT	21,328	21,600	21,500	3,000
GROSS EXPENDITURE	83,918	90,800	90,700	72,800
FEES & CHARGES	-54,322	-45,000	-44,500	-45,000
GROSS INCOME	-54,322	-45,000	-44,500	-45,000
NET EXPENDITURE	29,596	45,800	46,200	27,800

HOUSING BENEFIT PAYMENTS

	Actuals 2018/19 £	Base Estimate 2019/20 £	Revised Estimate 2019/20 £	Base Estimate 2020/21 £
SUPPLIES & SERVICES	58,465	202,300	190,300	190,300
TRANSFER PAYMENTS	17,673,397	17,228,200	15,634,600	15,634,600
GROSS EXPENDITURE	17,731,862	17,430,500	15,824,900	15,824,900
GOVERNMENT GRANTS	-18,062,578	-17,544,600	-15,946,000	-15,946,000
GROSS INCOME	-18,062,578	-17,544,600	-15,946,000	-15,946,000
NET EXPENDITURE	-330,716	-114,100	-121,100	-121,100

HOUSING

HOUSING BENEFIT ADMIN

	Actuals 2018/19 £	Base Estimate 2019/20 £	Revised Estimate 2019/20 £	Base Estimate 2020/21 £
EMPLOYEES RELATED EXPENDITURE	478,126	459,600	457,600	454,100
TRANSPORT RELATED EXPENDITURE	1,400	2,500	2,500	2,400
SUPPLIES & SERVICES	55,106	67,200	56,400	56,400
CONTRACT PAYMENTS	6,803	6,300	6,600	7,400
INTERNAL SUPPORT	132,323	121,400	116,400	122,400
GROSS EXPENDITURE	673,758	657,000	639,500	642,700
GOVERNMENT GRANTS	-285,861	-192,900	-242,700	-172,700
OTHER GRANTS & REIMBURSEMENTS	-649	0	0	0
GROSS INCOME	-286,509	-192,900	-242,700	-172,700
NET EXPENDITURE	387,249	464,100	396,800	470,000

HOMELESSNESS

	Actuals 2018/19 £	Base Estimate 2019/20 £	Revised Estimate 2019/20 £	Base Estimate 2020/21 £
EMPLOYEES RELATED EXPENDITURE	238,733	237,600	237,300	238,300
PREMISES RELATED EXPENDITURE	478,705	453,600	501,800	501,700
TRANSPORT RELATED EXPENDITURE	1,261	700	700	1,000
SUPPLIES & SERVICES	163,084	140,000	150,400	167,900
CONTRACT PAYMENTS	10,397	9,700	10,200	11,400
TRANSFER PAYMENTS	381,768	416,900	492,800	492,800
INTERNAL SUPPORT	82,325	78,000	75,200	82,400
GROSS EXPENDITURE	1,356,272	1,336,500	1,468,400	1,495,500
GOVERNMENT GRANTS	-633,243	-353,100	-477,900	-413,200
OTHER GRANTS & REIMBURSEMENTS	-390	0	0	0
FEES & CHARGES	-79,185	-93,000	-127,800	-127,800
RENTS	-486,789	-469,700	-519,100	-519,100
GROSS INCOME	-1,199,607	-915,800	-1,124,800	-1,060,100
NET EXPENDITURE	156,665	420,700	343,600	435,400

HOUSING ADVICE AND PREVENTION

	Actuals 2018/19 £	Base Estimate 2019/20 £	Revised Estimate 2019/20 £	Base Estimate 2020/21 £
EMPLOYEES RELATED EXPENDITURE	359,109	352,600	365,800	394,500
PREMISES RELATED EXPENDITURE	2,651	0	0	0
TRANSPORT RELATED EXPENDITURE	2,858	1,400	1,400	1,200
SUPPLIES & SERVICES	62,507	93,500	170,500	63,400
CONTRACT PAYMENTS	1,797	1,700	1,800	2,000
INTERNAL SUPPORT	52,405	47,700	45,600	53,300

HOUSING

HOUSING ADVICE AND PREVENTION

	Actuals 2018/19 £	Base Estimate 2019/20 £	Revised Estimate 2019/20 £	Base Estimate 2020/21 £
GROSS EXPENDITURE	481,327	496,900	585,100	514,400
GOVERNMENT GRANTS	-37,492	0	-109,000	0
FEES & CHARGES	-69,276	-60,000	-40,000	-40,000
GROSS INCOME	-106,768	-60,000	-149,000	-40,000
NET EXPENDITURE	374,559	436,900	436,100	474,400

HOUSING STRATEGY

	Actuals 2018/19 £	Base Estimate 2019/20 £	Revised Estimate 2019/20 £	Base Estimate 2020/21 £
EMPLOYEES RELATED EXPENDITURE	192,491	176,600	168,600	155,900
TRANSPORT RELATED EXPENDITURE	1,083	1,100	1,100	1,100
SUPPLIES & SERVICES	13,452	2,300	4,800	4,800
INTERNAL SUPPORT	30,767	29,900	29,000	32,100
CAPITAL CHARGES	2,122	2,100	2,100	2,100
GROSS EXPENDITURE	239,915	212,000	205,600	196,000
NET EXPENDITURE	239,915	212,000	205,600	196,000

HOME ENERGY CONSERVATION

	Actuals 2018/19 £	Base Estimate 2019/20 £	Revised Estimate 2019/20 £	Base Estimate 2020/21 £
EMPLOYEES RELATED EXPENDITURE	70	0	0	0
GROSS EXPENDITURE	70	0	0	0
NET EXPENDITURE	70	0	0	0

REGISTERED PROVIDERS

	Actuals 2018/19 £	Base Estimate 2019/20 £	Revised Estimate 2019/20 £	Base Estimate 2020/21 £
EMPLOYEES RELATED EXPENDITURE	141	0	0	0
CAPITAL CHARGES	54,019	0	25,000	25,000
GROSS EXPENDITURE	54,160	0	25,000	25,000
NET EXPENDITURE	54,160	0	25,000	25,000

HOUSING

LOCAL LAND CHARGES

	Actuals 2018/19 £	Base Estimate 2019/20 £	Revised Estimate 2019/20 £	Base Estimate 2020/21 £
EMPLOYEES RELATED EXPENDITURE	24,777	23,700	23,700	24,700
PREMISES RELATED EXPENDITURE	40	0	0	0
TRANSPORT RELATED EXPENDITURE	9	0	0	0
SUPPLIES & SERVICES	34,085	49,300	49,300	49,300
CONTRACT PAYMENTS	18,170	22,500	22,800	23,600
INTERNAL SUPPORT	22,079	21,900	21,200	23,700
GROSS EXPENDITURE	99,160	117,400	117,000	121,300
FEES & CHARGES	-159,358	-240,000	-150,000	-150,000
GROSS INCOME	-159,358	-240,000	-150,000	-150,000
NET EXPENDITURE	-60,198	-122,600	-33,000	-28,700
 HOUSING NET EXPENDITURE	 1,041,126	 1,381,300	 1,337,100	 1,495,600

HEALTH AND PUBLIC PROTECTION

ESTIMATE OF EXPENDITURE AND INCOME FOR THE COUNCIL TAX 2020/21

	Actuals 2018/19 £	Base Estimate 2019/20 £	Revised Estimate 2019/20 £	Base Estimate 2020/21 £
PEST CONTROL	36,632	39,500	38,300	39,900
DOG CONTROL	24,800	24,500	24,500	25,100
FOOD SAFETY	131,086	139,500	139,500	140,100
AIR QUALITY AND POLLUTION	190,381	202,400	198,800	203,000
COMMUNITY SAFETY	296,041	329,500	355,000	348,300
EMERGENCY PLANNING	58,663	56,700	56,700	57,700
CLEAN BOROUGH ENFORCEMENT	90,473	88,900	88,900	101,200
OFF STREET PARKING	1,845,198	1,287,200	-709,600	-818,300
ON STREET PARKING	-48,527	-34,800	-37,100	0
BUILDING CONTROL	177,229	198,800	198,200	201,300
NET EXPENDITURE	2,801,975	2,332,200	353,200	298,300

SUBJECTIVE ANALYSIS

	Actuals 2018/19 £	Base Estimate 2019/20 £	Revised Estimate 2019/20 £	Base Estimate 2020/21 £
EMPLOYEES RELATED EXPENDITURE	588,370	568,700	626,100	514,100
PREMISES RELATED EXPENDITURE	702,834	587,200	632,500	630,400
TRANSPORT RELATED EXPENDITURE	16,955	20,600	20,100	20,800
SUPPLIES & SERVICES	869,857	401,300	664,400	402,100
CONTRACT PAYMENTS	636,666	670,600	689,900	675,400
INTERNAL SUPPORT	304,773	287,100	377,100	257,500
CAPITAL CHARGES	608,077	180,600	77,200	77,200
GROSS EXPENDITURE	3,727,531	2,716,100	3,087,300	2,577,500
GOVERNMENT GRANTS	-546,001	0	-250,000	0
OTHER GRANTS & REIMBURSEMENTS	-19,170	-24,500	-24,500	-29,000
SALES	-15,315	-15,300	-15,300	-15,300
FEES & CHARGES	-348,421	-341,200	-2,441,400	-2,232,000
RENTS	4,587	-2,900	-2,900	-2,900
RECHARGES TO OTHER ACCOUNTS	-1,235	0	0	0
GROSS INCOME	-925,555	-383,900	-2,734,100	-2,279,200
NET EXPENDITURE	2,801,975	2,332,200	353,200	298,300

HEALTH AND PUBLIC PROTECTION

PEST CONTROL

	Actuals 2018/19 £	Base Estimate 2019/20 £	Revised Estimate 2019/20 £	Base Estimate 2020/21 £
PREMISES RELATED EXPENDITURE	1,084	2,700	1,500	2,500
CONTRACT PAYMENTS	53,550	56,800	56,800	57,400
GROSS EXPENDITURE	54,633	59,500	58,300	59,900
FEES & CHARGES	-18,001	-20,000	-20,000	-20,000
GROSS INCOME	-18,001	-20,000	-20,000	-20,000
NET EXPENDITURE	36,632	39,500	38,300	39,900

DOG CONTROL

	Actuals 2018/19 £	Base Estimate 2019/20 £	Revised Estimate 2019/20 £	Base Estimate 2020/21 £
SUPPLIES & SERVICES	525	0	0	0
CONTRACT PAYMENTS	25,015	26,500	26,500	27,100
GROSS EXPENDITURE	25,540	26,500	26,500	27,100
FEES & CHARGES	-740	-2,000	-2,000	-2,000
GROSS INCOME	-740	-2,000	-2,000	-2,000
NET EXPENDITURE	24,800	24,500	24,500	25,100

FOOD SAFETY

	Actuals 2018/19 £	Base Estimate 2019/20 £	Revised Estimate 2019/20 £	Base Estimate 2020/21 £
CONTRACT PAYMENTS	134,311	142,500	142,500	143,100
GROSS EXPENDITURE	134,311	142,500	142,500	143,100
FEES & CHARGES	-3,225	-3,000	-3,000	-3,000
GROSS INCOME	-3,225	-3,000	-3,000	-3,000
NET EXPENDITURE	131,086	139,500	139,500	140,100

AIR QUALITY AND POLLUTION

	Actuals 2018/19 £	Base Estimate 2019/20 £	Revised Estimate 2019/20 £	Base Estimate 2020/21 £
TRANSPORT RELATED EXPENDITURE	223	0	0	0
SUPPLIES & SERVICES	547,734	0	250,000	0
CONTRACT PAYMENTS	192,227	209,400	205,800	210,000
GROSS EXPENDITURE	740,184	209,400	455,800	210,000

HEALTH AND PUBLIC PROTECTION

AIR QUALITY AND POLLUTION

	Actuals 2018/19 £	Base Estimate 2019/20 £	Revised Estimate 2019/20 £	Base Estimate 2020/21 £
GOVERNMENT GRANTS	-546,001	0	-250,000	0
FEES & CHARGES	-3,802	-7,000	-7,000	-7,000
GROSS INCOME	-549,804	-7,000	-257,000	-7,000
NET EXPENDITURE	190,381	202,400	198,800	203,000

COMMUNITY SAFETY

	Actuals 2018/19 £	Base Estimate 2019/20 £	Revised Estimate 2019/20 £	Base Estimate 2020/21 £
EMPLOYEES RELATED EXPENDITURE	129,953	108,300	149,100	148,600
PREMISES RELATED EXPENDITURE	2,053	2,100	1,900	1,900
TRANSPORT RELATED EXPENDITURE	1,690	1,700	1,700	1,900
SUPPLIES & SERVICES	140,269	203,100	191,800	180,400
CONTRACT PAYMENTS	3,594	3,400	3,600	4,000
INTERNAL SUPPORT	40,668	38,400	36,800	40,500
CAPITAL CHARGES	0	5,700	0	0
GROSS EXPENDITURE	318,228	362,700	384,900	377,300
OTHER GRANTS & REIMBURSEMENTS	-19,170	-24,500	-24,500	-29,000
FEES & CHARGES	-3,017	-8,700	-5,400	0
GROSS INCOME	-22,187	-33,200	-29,900	-29,000
NET EXPENDITURE	296,041	329,500	355,000	348,300

EMERGENCY PLANNING

	Actuals 2018/19 £	Base Estimate 2019/20 £	Revised Estimate 2019/20 £	Base Estimate 2020/21 £
EMPLOYEES RELATED EXPENDITURE	18,029	16,900	16,900	16,800
TRANSPORT RELATED EXPENDITURE	144	0	0	0
SUPPLIES & SERVICES	1,523	2,100	2,800	2,100
CONTRACT PAYMENTS	28,001	28,300	27,600	28,900
INTERNAL SUPPORT	10,966	9,400	9,400	9,900
GROSS EXPENDITURE	58,663	56,700	56,700	57,700
NET EXPENDITURE	58,663	56,700	56,700	57,700

CLEAN BOROUGH ENFORCEMENT

	Actuals 2018/19 £	Base Estimate 2019/20 £	Revised Estimate 2019/20 £	Base Estimate 2020/21 £
EMPLOYEES RELATED EXPENDITURE	63,772	62,100	62,100	73,200

HEALTH AND PUBLIC PROTECTION

CLEAN BOROUGH ENFORCEMENT

	Actuals 2018/19 £	Base Estimate 2019/20 £	Revised Estimate 2019/20 £	Base Estimate 2020/21 £
TRANSPORT RELATED EXPENDITURE	6,964	8,400	8,600	8,500
SUPPLIES & SERVICES	3,497	5,000	5,100	4,900
CONTRACT PAYMENTS	1,797	1,700	1,800	2,000
INTERNAL SUPPORT	14,916	13,200	12,800	14,100
GROSS EXPENDITURE	90,945	90,400	90,400	102,700
FEES & CHARGES	-472	-1,500	-1,500	-1,500
GROSS INCOME	-472	-1,500	-1,500	-1,500
NET EXPENDITURE	90,473	88,900	88,900	101,200

OFF STREET PARKING

	Actuals 2018/19 £	Base Estimate 2019/20 £	Revised Estimate 2019/20 £	Base Estimate 2020/21 £
EMPLOYEES RELATED EXPENDITURE	248,818	267,900	284,900	275,500
PREMISES RELATED EXPENDITURE	699,697	582,400	629,100	626,000
TRANSPORT RELATED EXPENDITURE	194	100	100	10,400
SUPPLIES & SERVICES	165,513	177,200	200,800	206,600
CONTRACT PAYMENTS	38,395	14,300	37,200	16,800
INTERNAL SUPPORT	168,252	168,300	262,500	170,600
CAPITAL CHARGES	608,077	174,900	77,200	77,200
GROSS EXPENDITURE	1,928,946	1,385,100	1,491,800	1,383,100
FEES & CHARGES	-87,100	-95,000	-2,198,500	-2,198,500
RENTS	4,587	-2,900	-2,900	-2,900
RECHARGES TO OTHER ACCOUNTS	-1,235	0	0	0
GROSS INCOME	-83,748	-97,900	-2,201,400	-2,201,400
NET EXPENDITURE	1,845,198	1,287,200	-709,600	-818,300

ON STREET PARKING

	Actuals 2018/19 £	Base Estimate 2019/20 £	Revised Estimate 2019/20 £	Base Estimate 2020/21 £
EMPLOYEES RELATED EXPENDITURE	127,798	113,500	113,100	0
TRANSPORT RELATED EXPENDITURE	7,740	10,400	9,700	0
SUPPLIES & SERVICES	6,965	5,800	5,800	0
CONTRACT PAYMENTS	3,337	3,100	3,200	0
INTERNAL SUPPORT	38,496	36,400	35,100	0
GROSS EXPENDITURE	184,337	169,200	166,900	0
SALES	-800	0	0	0
FEES & CHARGES	-232,063	-204,000	-204,000	0

HEALTH AND PUBLIC PROTECTION

ON STREET PARKING

	Actuals 2018/19 £	Base Estimate 2019/20 £	Revised Estimate 2019/20 £	Base Estimate 2020/21 £
GROSS INCOME	-232,863	-204,000	-204,000	0
NET EXPENDITURE	-48,527	-34,800	-37,100	0

BUILDING CONTROL

	Actuals 2018/19 £	Base Estimate 2019/20 £	Revised Estimate 2019/20 £	Base Estimate 2020/21 £
SUPPLIES & SERVICES	3,830	8,100	8,100	8,100
CONTRACT PAYMENTS	156,438	184,600	184,900	186,100
INTERNAL SUPPORT	31,476	21,400	20,500	22,400
GROSS EXPENDITURE	191,744	214,100	213,500	216,600
SALES	-14,515	-15,300	-15,300	-15,300
GROSS INCOME	-14,515	-15,300	-15,300	-15,300
NET EXPENDITURE	177,229	198,800	198,200	201,300
HEALTH & PUBLIC PROTECTION NET EXPENDITURE	2,801,975	2,332,200	353,200	298,300

POLICY AND RESOURCES

ESTIMATE OF EXPENDITURE AND INCOME FOR THE COUNCIL TAX 2020/21

	Actuals 2018/19 £	Base Estimate 2019/20 £	Revised Estimate 2019/20 £	Base Estimate 2020/21 £
DEMOCRATIC REP & MANAGEMENT	1,046,906	1,091,500	1,135,500	1,165,500
COMMERCIAL ESTATES	-515,616	-371,500	-274,100	-491,400
INVESTMENT PROPERTIES	-596,361	-3,339,600	-3,267,500	-3,815,200
DAEDALUS SITE INVESTMENTS	3,570,040	-634,200	-75,100	-47,700
PR, COMMS AND CONSULTATION	470,574	497,700	492,100	495,100
UNAPPORTIONABLE CENTRAL O/HDS	1,562,463	175,600	175,600	175,600
CORPORATE MANAGEMENT	595,142	1,042,200	943,600	997,000
ECONOMIC DEVELOPMENT	53,304	43,400	72,100	169,700
LOCAL TAX COLLECTION	890,262	881,900	876,700	951,900
NET EXPENDITURE	7,076,714	-613,000	78,900	-399,500

SUBJECTIVE ANALYSIS

	Actuals 2018/19 £	Base Estimate 2019/20 £	Revised Estimate 2019/20 £	Base Estimate 2020/21 £
EMPLOYEES RELATED EXPENDITURE	3,921,300	2,187,400	2,357,700	2,688,800
PREMISES RELATED EXPENDITURE	857,491	504,200	510,900	955,900
TRANSPORT RELATED EXPENDITURE	84,565	39,900	40,200	324,300
SUPPLIES & SERVICES	2,097,042	2,993,700	2,839,400	2,313,900
CONTRACT PAYMENTS	105,714	102,700	105,800	115,300
TRANSFER PAYMENTS	16,707	42,000	24,500	42,000
INTERNAL SUPPORT	1,129,250	1,095,900	1,061,100	1,142,000
CAPITAL CHARGES	7,376,132	54,000	587,900	587,900
GROSS EXPENDITURE	15,588,200	7,019,800	7,527,500	8,170,100
GOVERNMENT GRANTS	-88,723	-89,400	-68,200	-68,200
OTHER GRANTS & REIMBURSEMENTS	-1,124,826	-336,700	-336,700	-336,700
SALES	-115,833	-113,800	-113,800	-413,800
FEES & CHARGES	-2,358,437	-1,680,300	-1,707,300	-1,780,300
RENTS	-4,823,636	-5,412,600	-5,222,600	-5,970,600
INTEREST	-31	0	0	0
GROSS INCOME	-8,511,485	-7,632,800	-7,448,600	-8,569,600
NET EXPENDITURE	7,076,714	-613,000	78,900	-399,500

POLICY AND RESOURCES

DEMOCRATIC REP & MANAGEMENT

	Actuals 2018/19 £	Base Estimate 2019/20 £	Revised Estimate 2019/20 £	Base Estimate 2020/21 £
EMPLOYEES RELATED EXPENDITURE	370,846	369,000	424,300	428,000
TRANSPORT RELATED EXPENDITURE	10,013	13,700	13,700	13,700
SUPPLIES & SERVICES	433,954	458,400	462,800	468,400
CONTRACT PAYMENTS	12,066	11,200	11,700	13,200
INTERNAL SUPPORT	313,361	297,600	283,700	302,900
CAPITAL CHARGES	1,301	3,300	1,000	1,000
GROSS EXPENDITURE	1,141,541	1,153,200	1,197,200	1,227,200
OTHER GRANTS & REIMBURSEMENTS	-73,354	-40,600	-40,600	-40,600
FEES & CHARGES	-21,281	-21,100	-21,100	-21,100
GROSS INCOME	-94,635	-61,700	-61,700	-61,700
NET EXPENDITURE	1,046,906	1,091,500	1,135,500	1,165,500

COMMERCIAL ESTATES

	Actuals 2018/19 £	Base Estimate 2019/20 £	Revised Estimate 2019/20 £	Base Estimate 2020/21 £
EMPLOYEES RELATED EXPENDITURE	6,770	100	0	56,600
PREMISES RELATED EXPENDITURE	266,409	165,200	164,800	161,500
TRANSPORT RELATED EXPENDITURE	121	0	0	0
SUPPLIES & SERVICES	-10,485	254,900	289,400	29,900
CONTRACT PAYMENTS	20,538	19,100	20,000	22,500
INTERNAL SUPPORT	261,123	264,800	260,100	276,100
CAPITAL CHARGES	-56,680	24,400	6,600	6,600
GROSS EXPENDITURE	487,796	728,500	740,900	553,200
FEES & CHARGES	-9,349	-28,800	-28,800	-37,500
RENTS	-994,033	-1,071,200	-986,200	-1,007,100
INTEREST	-31	0	0	0
GROSS INCOME	-1,003,412	-1,100,000	-1,015,000	-1,044,600
NET EXPENDITURE	-515,616	-371,500	-274,100	-491,400

INVESTMENT PROPERTIES

	Actuals 2018/19 £	Base Estimate 2019/20 £	Revised Estimate 2019/20 £	Base Estimate 2020/21 £
PREMISES RELATED EXPENDITURE	13,683	3,100	6,000	5,900
SUPPLIES & SERVICES	-25,725	0	0	0
CONTRACT PAYMENTS	10,140	9,400	9,800	11,100
INTERNAL SUPPORT	121,977	123,900	122,700	129,000
CAPITAL CHARGES	2,398,650	0	0	0
GROSS EXPENDITURE	2,518,726	136,400	138,500	146,000

POLICY AND RESOURCES

INVESTMENT PROPERTIES

	Actuals 2018/19 £	Base Estimate 2019/20 £	Revised Estimate 2019/20 £	Base Estimate 2020/21 £
FEES & CHARGES	-1,273	-600	-600	-600
RENTS	-3,113,814	-3,475,400	-3,405,400	-3,960,600
GROSS INCOME	-3,115,087	-3,476,000	-3,406,000	-3,961,200
NET EXPENDITURE	-596,361	-3,339,600	-3,267,500	-3,815,200

DAEDALUS SITE INVESTMENTS

	Actuals 2018/19 £	Base Estimate 2019/20 £	Revised Estimate 2019/20 £	Base Estimate 2020/21 £
EMPLOYEES RELATED EXPENDITURE	76,750	74,500	74,500	82,500
PREMISES RELATED EXPENDITURE	548,205	302,900	306,900	755,800
TRANSPORT RELATED EXPENDITURE	69,432	20,600	21,600	306,000
SUPPLIES & SERVICES	1,281,850	1,282,000	1,282,000	1,130,300
INTERNAL SUPPORT	32,665	33,000	33,100	34,100
CAPITAL CHARGES	5,030,384	26,300	580,300	580,300
GROSS EXPENDITURE	7,039,286	1,739,300	2,298,400	2,889,000
OTHER GRANTS & REIMBURSEMENTS	-500,000	0	0	0
SALES	-115,833	-113,800	-113,800	-413,800
FEES & CHARGES	-2,190,530	-1,481,600	-1,481,600	-1,572,900
RENTS	-662,882	-778,100	-778,100	-950,000
GROSS INCOME	-3,469,246	-2,373,500	-2,373,500	-2,936,700
NET EXPENDITURE	3,570,040	-634,200	-75,100	-47,700

PR. COMMS AND CONSULTATION

	Actuals 2018/19 £	Base Estimate 2019/20 £	Revised Estimate 2019/20 £	Base Estimate 2020/21 £
EMPLOYEES RELATED EXPENDITURE	344,395	350,700	341,400	343,300
PREMISES RELATED EXPENDITURE	1,918	1,900	2,100	1,700
TRANSPORT RELATED EXPENDITURE	1,014	600	600	600
SUPPLIES & SERVICES	63,696	91,100	96,300	91,100
CONTRACT PAYMENTS	5,134	4,800	5,000	5,700
INTERNAL SUPPORT	54,416	50,600	48,700	54,700
GROSS EXPENDITURE	470,574	499,700	494,100	497,100
FEES & CHARGES	0	-2,000	-2,000	-2,000
GROSS INCOME	0	-2,000	-2,000	-2,000
NET EXPENDITURE	470,574	497,700	492,100	495,100

POLICY AND RESOURCES

UNAPPORTIONABLE CENTRAL O/HDS

	Actuals 2018/19 £	Base Estimate 2019/20 £	Revised Estimate 2019/20 £	Base Estimate 2020/21 £
EMPLOYEES RELATED EXPENDITURE	1,884,990	209,000	209,000	209,000
GROSS EXPENDITURE	1,884,990	209,000	209,000	209,000
OTHER GRANTS & REIMBURSEMENTS	-322,527	-33,400	-33,400	-33,400
GROSS INCOME	-322,527	-33,400	-33,400	-33,400
NET EXPENDITURE	1,562,463	175,600	175,600	175,600

CORPORATE MANAGEMENT

	Actuals 2018/19 £	Base Estimate 2019/20 £	Revised Estimate 2019/20 £	Base Estimate 2020/21 £
EMPLOYEES RELATED EXPENDITURE	395,700	361,600	485,200	621,100
PREMISES RELATED EXPENDITURE	6	0	0	0
TRANSPORT RELATED EXPENDITURE	570	1,000	1,000	1,000
SUPPLIES & SERVICES	215,608	727,100	534,600	411,000
CONTRACT PAYMENTS	8,600	8,000	8,400	9,400
INTERNAL SUPPORT	90,714	87,900	84,800	97,900
CAPITAL CHARGES	2,476	0	0	0
GROSS EXPENDITURE	713,674	1,185,600	1,114,000	1,140,400
OTHER GRANTS & REIMBURSEMENTS	-88,566	-120,700	-120,700	-120,700
FEES & CHARGES	-29,965	-22,700	-49,700	-22,700
GROSS INCOME	-118,531	-143,400	-170,400	-143,400
NET EXPENDITURE	595,142	1,042,200	943,600	997,000

ECONOMIC DEVELOPMENT

	Actuals 2018/19 £	Base Estimate 2019/20 £	Revised Estimate 2019/20 £	Base Estimate 2020/21 £
EMPLOYEES RELATED EXPENDITURE	5,243	6,400	400	94,100
PREMISES RELATED EXPENDITURE	26,753	31,100	31,100	31,000
TRANSPORT RELATED EXPENDITURE	0	600	600	600
SUPPLIES & SERVICES	23,912	40,300	40,300	40,300
CONTRACT PAYMENTS	35,373	37,300	37,400	38,200
INTERNAL SUPPORT	14,930	15,600	15,200	18,400
GROSS EXPENDITURE	106,210	131,300	125,000	222,600
RENTS	-52,907	-87,900	-52,900	-52,900
GROSS INCOME	-52,907	-87,900	-52,900	-52,900

POLICY AND RESOURCES

ECONOMIC DEVELOPMENT

	Actuals 2018/19 £	Base Estimate 2019/20 £	Revised Estimate 2019/20 £	Base Estimate 2020/21 £
NET EXPENDITURE	53,304	43,400	72,100	169,700

LOCAL TAX COLLECTION

	Actuals 2018/19 £	Base Estimate 2019/20 £	Revised Estimate 2019/20 £	Base Estimate 2020/21 £
EMPLOYEES RELATED EXPENDITURE	836,606	816,100	822,900	854,200
PREMISES RELATED EXPENDITURE	518	0	0	0
TRANSPORT RELATED EXPENDITURE	3,414	3,400	2,700	2,400
SUPPLIES & SERVICES	114,232	139,900	134,000	142,900
CONTRACT PAYMENTS	13,863	12,900	13,500	15,200
TRANSFER PAYMENTS	16,707	42,000	24,500	42,000
INTERNAL SUPPORT	240,063	222,500	212,800	228,900
GROSS EXPENDITURE	1,225,402	1,236,800	1,210,400	1,285,600
GOVERNMENT GRANTS	-88,723	-89,400	-68,200	-68,200
OTHER GRANTS & REIMBURSEMENTS	-140,379	-142,000	-142,000	-142,000
FEES & CHARGES	-106,038	-123,500	-123,500	-123,500
GROSS INCOME	-335,140	-354,900	-333,700	-333,700
NET EXPENDITURE	890,262	881,900	876,700	951,900
POLICY & RESOURCES NET EXPENDITURE	7,076,714	-613,000	78,900	-399,500

PLANNING AND DEVELOPMENT

ESTIMATE OF EXPENDITURE AND INCOME FOR THE COUNCIL TAX 2020/21

	Actuals 2018/19 £	Base Estimate 2019/20 £	Revised Estimate 2019/20 £	Base Estimate 2020/21 £
PARKING STRATEGY	-1,876,484	-1,950,800	0	0
FLOODING & COASTAL MANAGEMENT	200,290	113,300	171,500	171,500
PUBLIC TRANSPORT	42,265	36,500	36,500	36,400
TRANSPORTATION LIAISON	33,857	0	0	0
TREE MANAGEMENT	141,837	142,000	312,800	317,100
CONSERVATION & LISTED BUILDING	33,586	30,300	30,200	29,400
SUSTAINABILITY & ENVIRONMENTAL LOCAL PLAN	6,164	0	0	0
	884,160	1,321,400	1,233,200	1,118,700
NET EXPENDITURE	-534,325	-307,300	1,784,200	1,673,100

SUBJECTIVE ANALYSIS

	Actuals 2018/19 £	Base Estimate 2019/20 £	Revised Estimate 2019/20 £	Base Estimate 2020/21 £
EMPLOYEES RELATED EXPENDITURE	1,013,524	959,600	923,500	731,200
PREMISES RELATED EXPENDITURE	1,542	6,200	206,800	206,800
TRANSPORT RELATED EXPENDITURE	9,842	4,400	4,400	9,500
SUPPLIES & SERVICES	393,589	434,000	385,000	403,200
CONTRACT PAYMENTS	94,678	87,300	66,500	67,500
INTERNAL SUPPORT	308,314	283,100	174,200	197,100
CAPITAL CHARGES	83,854	26,100	88,300	88,300
GROSS EXPENDITURE	1,905,342	1,800,700	1,848,700	1,703,600
GOVERNMENT GRANTS	-338,730	0	0	0
OTHER GRANTS & REIMBURSEMENTS	-53,857	0	-60,000	-30,000
SALES	0	-500	-500	-500
FEES & CHARGES	-2,047,080	-2,107,500	-4,000	0
GROSS INCOME	-2,439,667	-2,108,000	-64,500	-30,500
NET EXPENDITURE	-534,325	-307,300	1,784,200	1,673,100

PLANNING AND DEVELOPMENT

PARKING STRATEGY

	Actuals 2018/19 £	Base Estimate 2019/20 £	Revised Estimate 2019/20 £	Base Estimate 2020/21 £
EMPLOYEES RELATED EXPENDITURE	5,241	6,500	0	0
SUPPLIES & SERVICES	34,420	23,600	0	0
CONTRACT PAYMENTS	22,848	21,200	0	0
INTERNAL SUPPORT	98,461	101,400	0	0
GROSS EXPENDITURE	160,970	152,700	0	0
FEES & CHARGES	-2,037,454	-2,103,500	0	0
GROSS INCOME	-2,037,454	-2,103,500	0	0
NET EXPENDITURE	-1,876,484	-1,950,800	0	0

FLOODING & COASTAL MANAGEMENT

	Actuals 2018/19 £	Base Estimate 2019/20 £	Revised Estimate 2019/20 £	Base Estimate 2020/21 £
EMPLOYEES RELATED EXPENDITURE	14,268	12,800	600	0
PREMISES RELATED EXPENDITURE	1,421	6,200	6,200	6,200
TRANSPORT RELATED EXPENDITURE	17	0	0	0
SUPPLIES & SERVICES	56,878	8,300	8,300	8,300
CONTRACT PAYMENTS	61,226	57,700	57,700	57,700
INTERNAL SUPPORT	12,334	10,600	10,400	11,000
CAPITAL CHARGES	83,854	17,700	88,300	88,300
GROSS EXPENDITURE	229,998	113,300	171,500	171,500
GOVERNMENT GRANTS	-8,730	0	0	0
OTHER GRANTS & REIMBURSEMENTS	-20,978	0	0	0
GROSS INCOME	-29,708	0	0	0
NET EXPENDITURE	200,290	113,300	171,500	171,500

PUBLIC TRANSPORT

	Actuals 2018/19 £	Base Estimate 2019/20 £	Revised Estimate 2019/20 £	Base Estimate 2020/21 £
SUPPLIES & SERVICES	40,369	34,400	34,400	34,400
CONTRACT PAYMENTS	207	400	400	400
INTERNAL SUPPORT	1,689	1,700	1,700	1,600
GROSS EXPENDITURE	42,265	36,500	36,500	36,400
NET EXPENDITURE	42,265	36,500	36,500	36,400

PLANNING AND DEVELOPMENT

TRANSPORTATION LIAISON

	Actuals 2018/19 £	Base Estimate 2019/20 £	Revised Estimate 2019/20 £	Base Estimate 2020/21 £
EMPLOYEES RELATED EXPENDITURE	51,902	0	0	0
TRANSPORT RELATED EXPENDITURE	635	0	0	0
CONTRACT PAYMENTS	1,797	0	0	0
INTERNAL SUPPORT	12,198	0	0	0
GROSS EXPENDITURE	66,531	0	0	0
OTHER GRANTS & REIMBURSEMENTS	-32,674	0	0	0
GROSS INCOME	-32,674	0	0	0
NET EXPENDITURE	33,857	0	0	0

TREE MANAGEMENT

	Actuals 2018/19 £	Base Estimate 2019/20 £	Revised Estimate 2019/20 £	Base Estimate 2020/21 £
EMPLOYEES RELATED EXPENDITURE	133,374	128,400	128,700	129,000
PREMISES RELATED EXPENDITURE	122	0	200,600	200,600
TRANSPORT RELATED EXPENDITURE	3,369	2,100	2,100	3,400
SUPPLIES & SERVICES	-1,260	6,100	6,200	6,100
INTERNAL SUPPORT	6,438	5,900	5,700	8,500
GROSS EXPENDITURE	142,042	142,500	343,300	347,600
OTHER GRANTS & REIMBURSEMENTS	-205	0	-30,000	-30,000
SALES	0	-500	-500	-500
GROSS INCOME	-205	-500	-30,500	-30,500
NET EXPENDITURE	141,837	142,000	312,800	317,100

CONSERVATION & LISTED BUILDING

	Actuals 2018/19 £	Base Estimate 2019/20 £	Revised Estimate 2019/20 £	Base Estimate 2020/21 £
EMPLOYEES RELATED EXPENDITURE	28,603	24,300	24,300	23,000
TRANSPORT RELATED EXPENDITURE	120	100	100	100
SUPPLIES & SERVICES	1,024	1,800	1,800	1,800
INTERNAL SUPPORT	3,838	4,100	4,000	4,500
GROSS EXPENDITURE	33,586	30,300	30,200	29,400
NET EXPENDITURE	33,586	30,300	30,200	29,400

PLANNING AND DEVELOPMENT

SUSTAINABILITY & ENVIRONMENTAL

	Actuals 2018/19 £	Base Estimate 2019/20 £	Revised Estimate 2019/20 £	Base Estimate 2020/21 £
EMPLOYEES RELATED EXPENDITURE	5,241	0	0	0
INTERNAL SUPPORT	923	0	0	0
GROSS EXPENDITURE	6,164	0	0	0
NET EXPENDITURE	6,164	0	0	0

LOCAL PLAN

	Actuals 2018/19 £	Base Estimate 2019/20 £	Revised Estimate 2019/20 £	Base Estimate 2020/21 £
EMPLOYEES RELATED EXPENDITURE	774,894	787,600	769,900	579,200
TRANSPORT RELATED EXPENDITURE	5,701	2,200	2,200	6,000
SUPPLIES & SERVICES	262,159	359,800	334,300	352,600
CONTRACT PAYMENTS	8,600	8,000	8,400	9,400
INTERNAL SUPPORT	172,433	159,400	152,400	171,500
CAPITAL CHARGES	0	8,400	0	0
GROSS EXPENDITURE	1,223,786	1,325,400	1,267,200	1,118,700
GOVERNMENT GRANTS	-330,000	0	0	0
OTHER GRANTS & REIMBURSEMENTS	0	0	-30,000	0
FEES & CHARGES	-9,627	-4,000	-4,000	0
GROSS INCOME	-339,627	-4,000	-34,000	0
NET EXPENDITURE	884,160	1,321,400	1,233,200	1,118,700
PLANNING AND DEVELOPMENT NET EXPENDITURE	-534,325	-307,300	1,784,200	1,673,100

STREETSCENE

ESTIMATE OF EXPENDITURE AND INCOME FOR THE COUNCIL TAX 2020/21

	Actuals 2018/19 £	Base Estimate 2019/20 £	Revised Estimate 2019/20 £	Base Estimate 2020/21 £
CEMETERIES & CLOSED CHURCHYRDS	-66,177	-15,900	-14,800	-7,500
OPEN SPACES	1,712,803	1,787,900	1,977,300	2,009,500
OUTDOOR SPORT & RECREATION	623,082	557,000	496,900	443,600
COUNTRYSIDE MANAGEMENT	268,925	187,600	167,300	173,300
ALLOTMENTS	25,585	20,400	18,600	8,400
STREET CLEANSING	1,067,495	993,300	1,035,900	984,600
PUBLIC CONVENIENCES	261,617	254,000	257,500	277,400
HOUSEHOLD WASTE COLLECTION	1,202,721	987,500	1,022,100	972,700
TRADE REFUSE	-115,498	-103,100	-68,100	-65,100
RECYCLING	865,637	689,700	825,200	781,300
GARDEN WASTE COLLECTION	409,510	349,900	420,400	416,400
STREET FURNITURE	71,411	105,700	83,500	103,100
NET EXPENDITURE	6,327,111	5,814,000	6,221,800	6,097,700

SUBJECTIVE ANALYSIS

	Actuals 2018/19 £	Base Estimate 2019/20 £	Revised Estimate 2019/20 £	Base Estimate 2020/21 £
EMPLOYEES RELATED EXPENDITURE	4,001,736	3,756,000	4,022,000	3,940,000
PREMISES RELATED EXPENDITURE	835,036	635,400	583,600	552,600
TRANSPORT RELATED EXPENDITURE	1,282,975	1,075,100	1,208,300	1,127,600
SUPPLIES & SERVICES	843,144	779,600	755,800	819,000
CONTRACT PAYMENTS	94,315	90,900	94,000	102,800
INTERNAL SUPPORT	697,265	658,900	648,200	656,500
CAPITAL CHARGES	1,059,188	910,500	995,800	995,800
GROSS EXPENDITURE	8,813,659	7,906,400	8,307,700	8,194,300
GOVERNMENT GRANTS	-38,615	0	0	0
OTHER GRANTS & REIMBURSEMENTS	-618,559	-629,600	-580,600	-568,800
SALES	-108,143	-98,600	-113,600	-113,600
FEES & CHARGES	-1,467,052	-1,169,900	-1,187,900	-1,219,900
RENTS	-39,819	-40,700	-40,700	-40,700
RECHARGES TO OTHER ACCOUNTS	-214,360	-153,600	-163,100	-153,600
GROSS INCOME	-2,486,547	-2,092,400	-2,085,900	-2,096,600
NET EXPENDITURE	6,327,111	5,814,000	6,221,800	6,097,700

STREETSCENE

CEMETERIES & CLOSED CHURCHYRDS

	Actuals 2018/19 £	Base Estimate 2019/20 £	Revised Estimate 2019/20 £	Base Estimate 2020/21 £
EMPLOYEES RELATED EXPENDITURE	62,659	56,000	56,000	72,100
PREMISES RELATED EXPENDITURE	38,504	67,900	64,300	58,400
TRANSPORT RELATED EXPENDITURE	1,325	500	500	900
SUPPLIES & SERVICES	5,817	4,200	7,300	4,200
CONTRACT PAYMENTS	5,263	4,900	5,100	5,800
INTERNAL SUPPORT	36,510	34,700	33,700	32,800
CAPITAL CHARGES	5,262	2,900	5,300	5,300
GROSS EXPENDITURE	155,340	171,100	172,200	179,500
OTHER GRANTS & REIMBURSEMENTS	-25	0	0	0
FEES & CHARGES	-214,934	-180,800	-180,800	-180,800
RENTS	-6,558	-6,200	-6,200	-6,200
GROSS INCOME	-221,517	-187,000	-187,000	-187,000
NET EXPENDITURE	-66,177	-15,900	-14,800	-7,500

OPEN SPACES

	Actuals 2018/19 £	Base Estimate 2019/20 £	Revised Estimate 2019/20 £	Base Estimate 2020/21 £
EMPLOYEES RELATED EXPENDITURE	1,132,871	1,216,700	1,268,000	1,372,900
PREMISES RELATED EXPENDITURE	302,669	159,100	150,800	111,100
TRANSPORT RELATED EXPENDITURE	333,178	247,700	301,400	252,100
SUPPLIES & SERVICES	177,981	146,700	151,100	154,700
CONTRACT PAYMENTS	11,809	11,000	11,500	12,900
INTERNAL SUPPORT	172,375	159,900	158,200	163,200
CAPITAL CHARGES	321,297	233,800	329,600	329,600
GROSS EXPENDITURE	2,452,179	2,174,900	2,370,600	2,396,500
GOVERNMENT GRANTS	-38,615	0	0	0
OTHER GRANTS & REIMBURSEMENTS	-192,320	-198,600	-196,400	-198,600
SALES	-4,296	-3,000	-3,000	-3,000
FEES & CHARGES	-276,053	-10,000	-9,000	-10,000
RENTS	-17,727	-21,800	-21,800	-21,800
RECHARGES TO OTHER ACCOUNTS	-210,365	-153,600	-163,100	-153,600
GROSS INCOME	-739,376	-387,000	-393,300	-387,000
NET EXPENDITURE	1,712,803	1,787,900	1,977,300	2,009,500

OUTDOOR SPORT & RECREATION

	Actuals 2018/19 £	Base Estimate 2019/20 £	Revised Estimate 2019/20 £	Base Estimate 2020/21 £
EMPLOYEES RELATED EXPENDITURE	75,272	66,100	66,000	800
PREMISES RELATED EXPENDITURE	165,280	116,700	100,800	108,600

STREETSCENE

OUTDOOR SPORT & RECREATION

	Actuals 2018/19 £	Base Estimate 2019/20 £	Revised Estimate 2019/20 £	Base Estimate 2020/21 £
TRANSPORT RELATED EXPENDITURE	454	800	800	300
SUPPLIES & SERVICES	50,336	9,900	5,900	9,900
CONTRACT PAYMENTS	6,803	6,300	6,600	7,400
INTERNAL SUPPORT	64,945	63,500	62,200	62,000
CAPITAL CHARGES	339,838	363,700	324,600	324,600
GROSS EXPENDITURE	702,928	627,000	566,900	513,600
FEES & CHARGES	-65,071	-57,300	-57,300	-57,300
RENTS	-14,775	-12,700	-12,700	-12,700
GROSS INCOME	-79,846	-70,000	-70,000	-70,000
NET EXPENDITURE	623,082	557,000	496,900	443,600

COUNTRYSIDE MANAGEMENT

	Actuals 2018/19 £	Base Estimate 2019/20 £	Revised Estimate 2019/20 £	Base Estimate 2020/21 £
EMPLOYEES RELATED EXPENDITURE	130,882	118,900	118,900	118,200
PREMISES RELATED EXPENDITURE	99,099	43,000	39,600	28,100
TRANSPORT RELATED EXPENDITURE	12,757	7,700	7,900	7,600
SUPPLIES & SERVICES	42,424	42,500	28,900	33,900
CONTRACT PAYMENTS	1,797	1,700	1,800	2,000
INTERNAL SUPPORT	38,213	35,500	34,200	33,500
CAPITAL CHARGES	1,158	1,200	2,100	2,100
GROSS EXPENDITURE	326,331	250,500	233,400	225,400
OTHER GRANTS & REIMBURSEMENTS	-56,646	-62,900	-66,100	-52,100
RENTS	-759	0	0	0
GROSS INCOME	-57,405	-62,900	-66,100	-52,100
NET EXPENDITURE	268,925	187,600	167,300	173,300

ALLOTMENTS

	Actuals 2018/19 £	Base Estimate 2019/20 £	Revised Estimate 2019/20 £	Base Estimate 2020/21 £
EMPLOYEES RELATED EXPENDITURE	9,658	9,800	9,800	100
PREMISES RELATED EXPENDITURE	12,775	7,400	1,700	5,400
TRANSPORT RELATED EXPENDITURE	103	100	100	0
SUPPLIES & SERVICES	220	900	4,900	900
INTERNAL SUPPORT	3,173	2,200	2,100	2,000
GROSS EXPENDITURE	25,929	20,400	18,600	8,400
FEES & CHARGES	-344	0	0	0

STREETSCENE

ALLOTMENTS

	Actuals 2018/19 £	Base Estimate 2019/20 £	Revised Estimate 2019/20 £	Base Estimate 2020/21 £
GROSS INCOME	-344	0	0	0
NET EXPENDITURE	25,585	20,400	18,600	8,400

STREET CLEANSING

	Actuals 2018/19 £	Base Estimate 2019/20 £	Revised Estimate 2019/20 £	Base Estimate 2020/21 £
EMPLOYEES RELATED EXPENDITURE	711,032	685,400	685,400	638,200
TRANSPORT RELATED EXPENDITURE	210,006	186,600	200,700	199,300
SUPPLIES & SERVICES	53,581	46,800	36,800	36,800
CONTRACT PAYMENTS	8,600	8,000	8,400	9,400
INTERNAL SUPPORT	82,848	77,800	77,100	73,400
CAPITAL CHARGES	53,138	26,800	65,600	65,600
GROSS EXPENDITURE	1,119,205	1,031,400	1,074,000	1,022,700
OTHER GRANTS & REIMBURSEMENTS	-39,300	-36,600	-36,600	-36,600
SALES	-600	-500	-500	-500
FEES & CHARGES	-7,815	-1,000	-1,000	-1,000
RECHARGES TO OTHER ACCOUNTS	-3,995	0	0	0
GROSS INCOME	-51,710	-38,100	-38,100	-38,100
NET EXPENDITURE	1,067,495	993,300	1,035,900	984,600

PUBLIC CONVENIENCES

	Actuals 2018/19 £	Base Estimate 2019/20 £	Revised Estimate 2019/20 £	Base Estimate 2020/21 £
EMPLOYEES RELATED EXPENDITURE	8,275	6,500	6,500	28,300
PREMISES RELATED EXPENDITURE	186,242	181,000	184,700	180,700
TRANSPORT RELATED EXPENDITURE	1,047	1,100	1,100	1,400
SUPPLIES & SERVICES	3,182	800	800	800
CONTRACT PAYMENTS	1,797	1,700	1,800	2,000
INTERNAL SUPPORT	23,141	22,700	22,200	23,800
CAPITAL CHARGES	42,000	42,000	42,200	42,200
GROSS EXPENDITURE	265,684	255,800	259,300	279,200
FEES & CHARGES	-4,067	-1,800	-1,800	-1,800
GROSS INCOME	-4,067	-1,800	-1,800	-1,800
NET EXPENDITURE	261,617	254,000	257,500	277,400

STREETSCENE

HOUSEHOLD WASTE COLLECTION

	Actuals 2018/19 £	Base Estimate 2019/20 £	Revised Estimate 2019/20 £	Base Estimate 2020/21 £
EMPLOYEES RELATED EXPENDITURE	734,916	591,600	671,600	615,000
TRANSPORT RELATED EXPENDITURE	238,382	213,900	194,900	200,100
SUPPLIES & SERVICES	64,395	43,300	36,300	37,800
CONTRACT PAYMENTS	8,600	8,000	8,400	9,400
INTERNAL SUPPORT	75,156	71,000	70,300	69,800
CAPITAL CHARGES	127,397	105,300	86,200	86,200
GROSS EXPENDITURE	1,248,846	1,033,100	1,067,700	1,018,300
SALES	-15,911	-14,600	-14,600	-14,600
FEES & CHARGES	-30,214	-31,000	-31,000	-31,000
GROSS INCOME	-46,125	-45,600	-45,600	-45,600
NET EXPENDITURE	1,202,721	987,500	1,022,100	972,700

TRADE REFUSE

	Actuals 2018/19 £	Base Estimate 2019/20 £	Revised Estimate 2019/20 £	Base Estimate 2020/21 £
EMPLOYEES RELATED EXPENDITURE	208,278	175,000	210,000	195,600
TRANSPORT RELATED EXPENDITURE	113,254	121,300	113,300	106,200
SUPPLIES & SERVICES	344,593	406,400	407,400	456,400
CONTRACT PAYMENTS	10,269	9,500	9,900	11,200
INTERNAL SUPPORT	63,946	61,600	60,000	65,200
CAPITAL CHARGES	5,495	5,100	32,300	32,300
GROSS EXPENDITURE	745,836	778,900	832,900	866,900
OTHER GRANTS & REIMBURSEMENTS	-134	0	0	0
SALES	-1,500	0	0	0
FEES & CHARGES	-859,700	-882,000	-901,000	-932,000
GROSS INCOME	-861,334	-882,000	-901,000	-932,000
NET EXPENDITURE	-115,498	-103,100	-68,100	-65,100

RECYCLING

	Actuals 2018/19 £	Base Estimate 2019/20 £	Revised Estimate 2019/20 £	Base Estimate 2020/21 £
EMPLOYEES RELATED EXPENDITURE	672,345	614,100	674,100	645,400
PREMISES RELATED EXPENDITURE	9,106	9,000	9,000	9,000
TRANSPORT RELATED EXPENDITURE	274,534	212,500	268,800	247,700
SUPPLIES & SERVICES	69,576	43,500	46,800	48,500
CONTRACT PAYMENTS	13,734	12,700	13,300	15,000
INTERNAL SUPPORT	102,678	98,000	96,500	99,000
CAPITAL CHARGES	132,668	103,400	85,200	85,200

STREETSCENE

RECYCLING

	Actuals 2018/19 £	Base Estimate 2019/20 £	Revised Estimate 2019/20 £	Base Estimate 2020/21 £
GROSS EXPENDITURE	1,274,641	1,093,200	1,193,700	1,149,800
OTHER GRANTS & REIMBURSEMENTS	-330,134	-331,500	-281,500	-281,500
SALES	-70,266	-66,000	-81,000	-81,000
FEES & CHARGES	-8,603	-6,000	-6,000	-6,000
GROSS INCOME	-409,004	-403,500	-368,500	-368,500
NET EXPENDITURE	865,637	689,700	825,200	781,300

GARDEN WASTE COLLECTION

	Actuals 2018/19 £	Base Estimate 2019/20 £	Revised Estimate 2019/20 £	Base Estimate 2020/21 £
EMPLOYEES RELATED EXPENDITURE	250,934	211,600	251,300	253,200
TRANSPORT RELATED EXPENDITURE	97,870	82,900	118,800	112,000
SUPPLIES & SERVICES	11,501	11,100	11,100	11,600
CONTRACT PAYMENTS	3,337	3,100	3,200	3,700
INTERNAL SUPPORT	31,867	29,500	29,200	29,100
CAPITAL CHARGES	29,571	26,200	21,300	21,300
GROSS EXPENDITURE	425,080	364,400	434,900	430,900
SALES	-15,570	-14,500	-14,500	-14,500
GROSS INCOME	-15,570	-14,500	-14,500	-14,500
NET EXPENDITURE	409,510	349,900	420,400	416,400

STREET FURNITURE

	Actuals 2018/19 £	Base Estimate 2019/20 £	Revised Estimate 2019/20 £	Base Estimate 2020/21 £
EMPLOYEES RELATED EXPENDITURE	4,614	4,300	4,400	200
PREMISES RELATED EXPENDITURE	21,362	51,300	32,700	51,300
TRANSPORT RELATED EXPENDITURE	66	0	0	0
SUPPLIES & SERVICES	19,539	23,500	18,500	23,500
CONTRACT PAYMENTS	22,305	24,000	24,000	24,000
INTERNAL SUPPORT	2,412	2,500	2,500	2,700
CAPITAL CHARGES	1,363	100	1,400	1,400
GROSS EXPENDITURE	71,661	105,700	83,500	103,100
FEES & CHARGES	-250	0	0	0
GROSS INCOME	-250	0	0	0

STREETSCENE

STREET FURNITURE

	Actuals 2018/19 £	Base Estimate 2019/20 £	Revised Estimate 2019/20 £	Base Estimate 2020/21 £
NET EXPENDITURE	71,411	105,700	83,500	103,100

STREETSCENE NET EXPENDITURE	6,327,111	5,814,000	6,221,800	6,097,700
-----------------------------	-----------	-----------	-----------	-----------