Use given dimensions over scaling, do not scale from this drawing unless for local authority purposes.

Dimensions to be checked on site prior to works with any discrepancies to be reported to Principal Designer immediately.

This drawing should be read in conjunction with other consultants information such as drawings, specifications, reports and calculations.

The client must abide by the construction design and management regulations 2015.
The building owner has a duty under the requirements of the party wall act 1996.

Works started without full approval from the local planning or building control authority are at the client, developer or contractors own risk with no liability accepted by ATP Architectural Design.

No liability is accepted by ATP Architectural Design for any loss of any sort or additional expense incurred consequent on any variation to the layout or specification that may be required as a result of site conditions, availability of materials, custom or practice, the requirements of the building inspector or any other circumstances.

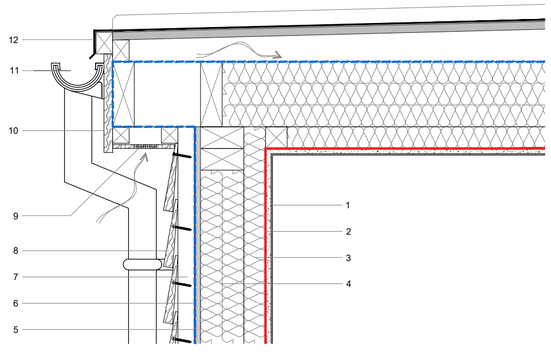

1 DETAIL 1 - EAVES

scale - 1:10

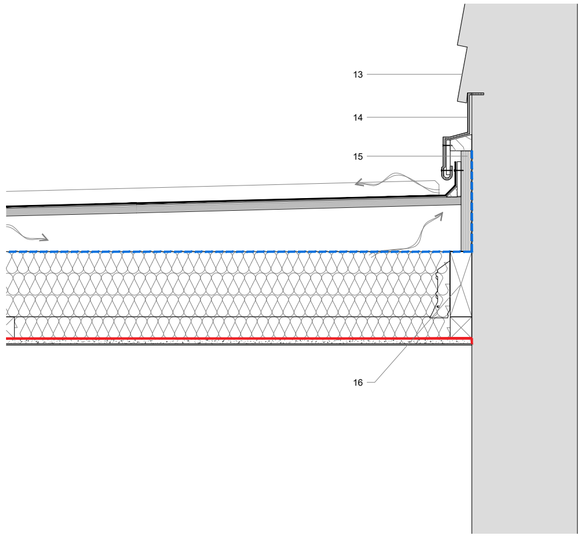

2 DETAIL 2 - ROOF ABUTMENT

scale - 1:10

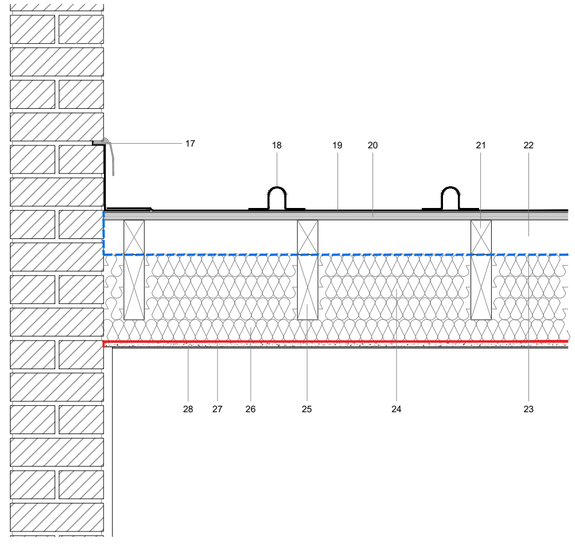

3 DETAIL 3 - ROOF ABUTMENT ADJOINING BUILDING

scale - 1:10

1. 12.5mm plasterboard with 3mm skim of finishing plaster.
2. Vapour barrier to warm side of insulation.
3. 50mm sheep's wool insulation.
4. 100x50mm C24 treated timber stud frame full filled with sheep's wool insulation.
5. 12mm external grade sheathing plywood.
6. Fully breathable membrane.
7. 50x50mm tsw vertical timber battens.
8. Horizontal feather edge timber cladding painted black.
9. Vented timber soffit painted white.
10. Timber fascia painted white.
11. New black aluminum half round gutter and down pipe.
12. Mid-grey GRP drip trim.
13. Existing feather edge clad wall.
14. Lead counter flashing into mortar bed.
15. Ply backing to form vented abutment.
16. Timber wall plate resin fixed to existing masonry wall.
17. Lead counter flashing into mortar bed of adjoining brickwork walls.
18. Pre-formed GRP roll profile.
19. GRP roof finish in Mid-grey.
20. 18mm timber deck.
21. Timber firrings for 1:40 fall.
22. Min. 50mm vented void space.
23. Fully breathable membrane.
24. 150mm of sheep's wool insulation between flat roof joists.
25. 50x150mm C24 flat roof joists.
26. 50mm of sheep's wool insulation.
27. Vapour barrier to warm side of insulation.
28. 12.5mm plasterboard with 3mm skim of finishing plaster.

atp ARCHITECTURAL DESIGN

A PO13 0UG E info@atpad.co.uk M 07590 762966 W www.atpad.co.uk

Client: Mei Jia Lin

Status: Planning / LBC

Address: 14 High Street, Fareham PO16 7BL

Rev: -

Project: Internal alterations and works to rear lean-to and frontage

Date: 11/11/2026

Title: Roof details

Scale: 1:10 @ A2

Drawing number: 25435-D-301-PL.LBC

Drawn: TKP

Rev:	Description:	By:	Date:

ATP Architectural Design is the trading name of ATP Design Ltd (12131949) a private limited company in England and Wales, whose registered office is at 81 High Street, Cosham, Hampshire PO6 3BL.
The Copyright of this drawing is held by ATP Architectural Design and is not to be reproduced in any way without prior written consent.

0 100mm 200mm 300mm 400mm 500mm
1:10