Notes
This drawing is the copyright of the Parnell Design Partnership and must not be reproduced in whole or part or used for the execution of works without their permission.

All dimensions to be checked on site prior to commencement of construction works and the Architect notified of any discrepancy.

Figured dimensions are to be used in preference to scaled dimensions

No deviation from this drawing will be permitted without prior consent of the Architect.



PROPOSED FRONT ELEVATION TO HIGHLANDS ROAD - NORTH



PROPOSED REAR ELEVATION - SOUTH

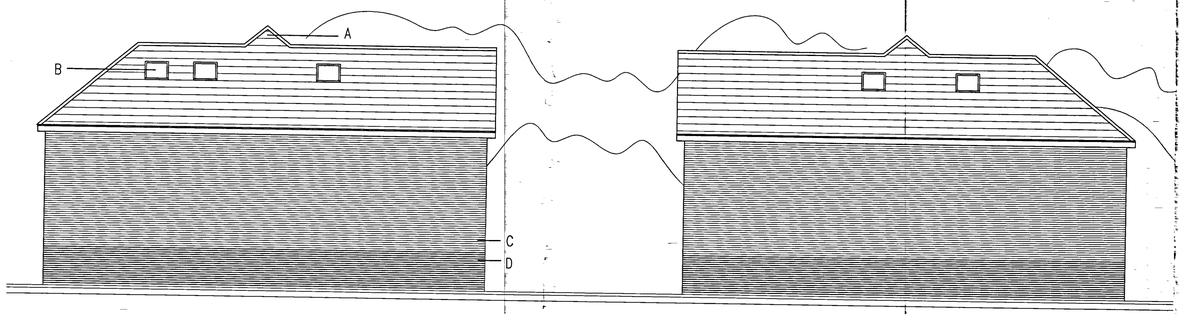

PROPOSED SIDE ELEVATION - EAST

PROPOSED SIDE ELEVATION - WEST

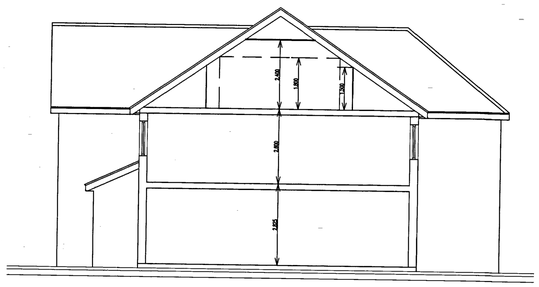

PROPOSED TYPICAL SECTION



File Ref P/01/0134 Size:

MATERIALS

ROOF
A: CONCRETE INTERLOCKING ROOF TILES
B: ROOFLIGHTS – VELUX OR SIMILAR

FACADE
C: BRICKWORK – COLOUR TO BE CONFIRMED
D: CONTRASTING BRICKWORK PLINTH AND FEATURES

WINDOWS
E: UPVC WINDOWS

FAREHAM BOROUGH COUNCIL
PLANNING & DEVELOPMENT
2 8 MAR 2001
P/01/0134/FP
DECISION
APPROVED/PERMISSION
0 5 MAR 2002

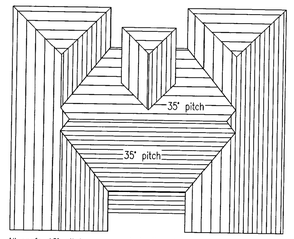

All roofs 40° pitch unless noted otherwise

ROOF PLAN

A	Ridge height reduced (pitch of central section of roof changed to 35 degrees) Height of existing building on corner corrected & roof plan added	20/3/01

Revisions

Parnell Design Partnership
Chartered Architects Planning and Interior Design Consultants
Planning Supervisors
2 Beechworth Road, Havant, Hampshire. PO9 1AX
Telephone 023 9248 1100 email pdp@btconnect.com

Title: PROPOSED DEVELOPMENT AT HIGHLANDS ROAD FAREHAM	Detail: PROPOSED ELEVATIONS	Scale: 1:100	Date: 26.01.01
		Drawn: TAP	27558 / 04 Rev A